

February 2018

ROGUE EAGLE

Official Newsletter of the Rogue Eagles R/C Club - Medford, OR - AMA 534



Sean Merish with his ultra-modern, state-of-the-art pattern machine, a BJ Craft Element. Along with Art Kelly, Sean has been a driving force behind the rising popularity of precision aerobatics in our club.

Monthly Meanderings by Bruce Tharpe, Club President



We always seem to get a teaser week in February each year with Spring-like weather conditions. Looks like it's here, so get out to the field and enjoy it!

Another Broken Prop Contender

Is this going to be a "thing" this year? For the second

month in a row, a member has openly thrown his hat into the ring for our annual Broken Prop award. All-around great guy John Buford had about twenty flights on his Stearman when his aileron servo decided to go on vacation. The result was a severe displacement of foam molecules and, of course, a broken prop.

As I tried to explain to Jack Shaffer last month, the BP award is not something you normally wish for. It's not something you WANT to receive; it just comes your way if luck has not been on your side

for the year and you've had to break out a body bag (or two) during the natural course of activities at Agate Skyways. I think the appropriate reaction to "winning" the BP award was displayed at last month's meeting when I was privileged to hand the newly-inscribed trophy to the 2017 recipient, Rick Lindsey (far left).



But maybe it's time to re-envision this award. I think these guys are on to something here. Seriously. Why don't we keep this trend going through 2018 and see how it shakes out at he

Christmas banquet? I propose we go to a self-nominating system for the BP award. Beyond that, I think the entrants should provide a photo of the damaged aircraft along with the story for inclusion in the newsletter. The idea here is to hopefully learn a little something from each incident and share that experience with the membership. I'm not talking about a full-blown article; just a photo (we all have cameras these days) and a sentence or two to describe the circumstances.

This is not meant to glorify crashing. It happens to the best of us; nobody's immune. But let's try to learn from our mistakes and maybe, just maybe, keep a fellow modeler from suffering a similar fate.



continues...

Charging Station Situation

This came from Calvin Emigh in a mid-January email... *“Unfortunately, we had a few bad batteries that were depleting our battery bank. The bad batteries were identified and removed from the circuit last weekend. I was encouraged to see the remaining batteries appear to be in absorption with steady state voltage between 12.4V and 12.7V (between cloud cover and full sun) this afternoon. Although good news, the remaining batteries are still weak, requiring additional time to fully charge between storms/fog. In the meantime, I’m hopeful they can sustain user demands until Summer or replacement.”* Calvin tells me he is on constant lookout for the special high-capacity batteries that we use in our system. For now at least, it appears that the best advice is to arrive at the field with your batteries fully-charged to minimize the strain on the system during the gloomy Winter months.

Some Friendly Reminders

- If you haven’t renewed your membership yet for 2018, please remember to submit the renewal form with your payment. The renewal form is a one-time thing for updating our roster - we will probably go back to no form needed next year.
- You can still fly at Agate Skyways if you have not renewed, you just need to pay the \$5 Day Use fee each time you go out. Who needs the bother? Simply send in your renewal now while you’re thinking about it. Or take care of it at the next general meeting.
- It’s been a while since we’ve mentioned the need to avoid our neighbor’s property towards the East end of our flight zone. Don’t get complacent about it. Do not fly over that property!
- The Rogue Eagles has a reputation as an open and friendly club, and that’s how I’d like to keep it. See somebody you don’t know or an interested visitor? Take a minute from your very busy hobby activities and say hello, answer a few questions, make them feel at home. What may seem like a small interaction to you is actually a very important first impression that may ultimately lead to gaining a new member or least leave a community member with a good feeling about us.
- Agate Skyways is a family-friendly environment. Loud foul language is not welcome.
- Our facebook group is getting more and more active, but there’s always room for more. I would venture to say there is more airplane and hobby discussions on facebook than there is in this newsletter or at our club meetings. It’s easy, just follow [this link](#) and request to join the group. You will have to create a facebook account if you don’t have one already (again, easy).
- Our new assembly tables are for just that - assembly. Once your bird is together, find another place to park so others can use them. I’d love some feedback on the tables... Love ‘em? Hate ‘em? Height okay? Spacing? Want more?

Bruce



My new baby, a Carbon-Z Cessna 150 from E-flite. BindNFly version with AS3X stability, nav lights. Uses 6S flight battery. Also got the optional floats, so it should be fun to try off water. Beautiful flyer!

SCOTT HUDSON

My lead in photo for this story is of Scott and Terry spending the day at the beach with Bodhi and Lulu.



I had to think very hard about how to write this story. It's one of those deals where I have more information than I need. Not complaining. What with great conversation at Elmer's, Bruce being along to take photos and talk technical stuff with

Scott and a warm friendly visit with the Hudsons, what more can a writer ask for? Looking closely at our photo, it was cute that our photographer and waitress can be seen in the mirror.



I really, really am thankful that Bruce joined us. He and Scott did talk airplane stuff and Bruce provided me with a photo album of our visit with Scott and Terry. From our conversation at Elmer's, I gleaned the following. Scott, an only child, hailed from Klamath Falls and grew up in Grants Pass. Terry started out life in Lancaster PA and grew up in Hugo. The conversation at Elmer's was lively. Terry ordered something I could not pronounce or spell. I checked Elmer's menu when I got home. There it was, Dungeness Crab Benedict, Made my Ranch Breakfast look like chump change. When Terry announced where she was from, I kidded her about being from Hugo. Terry would have none of that and turned on Bruce who was wearing a Wimer sweatshirt. She did one of those "Where's Wimer?" deals and informed us that at least Hugo had an off ramp. The four of us left Elmer's as members of the clean plate club.

Leaving Elmer's behind, let's get to Bruce's photos. What a great way to start our visit. Here are Scott and Terry below one of their guitars. They have a collection of these mounted on the walls of their music room.




continues...

Jack Shaffer Visits

SCOTT HUDSON

Scott and Terry have a gifted daughter, Krista. Here is a photo of Scott and Krista working on a CD. Krista is a singer and has a beautiful voice. She also had the lead in the play, *The Sound of Music*. Here is a shot of her first CD. Scott gave us a demonstration of his recording equipment. This alone is worth a visit to the Hudson Household.



Before heading out to Scott's garage, I mean hangar, we made a stop to visit a room we all have. Our wives know them as bedrooms. We call them spillover rooms. Here is Scott and Bruce talking about his Pantera speed plane.

We made it to the hangar. The plane that drew my attention is his current project for the upcoming WBC event. Scott has kept some of us up to date on this build on Facebook. His workmanship is outstanding.

continues...



My favorite photo is this one of Terry. It's because of Terry and the story behind the picture. I always ask for a family story, humorous or otherwise. Scott fidgeted a bit and I realized he had nothing, so I turned to Terry. Yep, she had it covered and it's all about their first date. I hope I have all the details down. Terry is very animated and it was difficult to keep an eye on her while taking notes. This story goes back to their first date in 1990. Terry said a friend fixed her up on a blind date to go winter skiing, but that did not happen. She had another offer from a fellow who worked at a gas station and the date was on. They took Scott's quad to the coast to ride the dunes. As best I understand, they came over a bottomless dune, hit a "worm trail" and went end to end. Terry righted the quad. Scott was badly hurt, so Terry figured the best thing to do was start the quad and head back to their trailer and truck. She wanted to take Scott to the local hospital, but he insisted on going to the hospital in Grants Pass where



he had an overnight stay. Terry took him a dozen roses and the rest is history. We still have a healthy Scott with us today and can look back at this story with some humor. As I mentioned, Terry is very animated and the humor in this story is in the picture of Terry going through her motions of starting quad.

While Bruce and I admired Scott's planes, we discovered he has his own store. We figured we may as well do a little shopping.



We spotted this toy, Scott's bike, machine or Hog, whatever you call a motorcycle waiting at the door for its next trip. While talking to Scott about the bike, he mentioned that he and Terry also have a classic automobile, a 1970 Plymouth that has been in Scott's family forever. They keep it in storage, so enjoy the picture.



We were about to call it a morning, but Terry steered Scott to take us to his trophy room. As Scott told us some of his trophy stories, he was the most excited about the club trophy. He was so honored to have his name added to so many past and present members and to become part of the Rogue Eagles history.

Jack Shaffer Visits

SCOTT HUDSON



As we went outside to check out Scott's transport trailer, we talked about the new year and football playoff games. Bruce captured this final photo of the water feature Scott and Terry have in their backyard. Hudson River, what a delightful name.




Speed Freak Update. You saw the photo of Bruce and Scott looking at the plane on Saturday. Here is a Facebook posting from Scott on Sunday night. I bet this Speed Freak will haul the mail.



Jack Shaffer

Some Extras Pics from Scott's Workshop



Ye Olde Editor's Comment: I've not heard him talk about it much, but Scott is an incredibly talented musician and his daughter sings like an angel. Before getting into RC, Scott spent many years producing some amazing videos with Krista. Visit her YouTube Channel and enjoy!

<https://www.youtube.com/user/KristaHeartzuz>

ROGUE EAGLES WINTER BUILD CHALLENGE

~ List of Declared Projects ~ (projects with green background are complete or nearly complete)

Builder	Project	Starting Point	Comments
Larry Myers	Denight Special	Sterling Kit	Early pylon racer design designed by Joe Martin. Model is vintage RC and scale.
Rick Lindsey	Waco YMF-3	Pica Kit	Big, complicated kit, but Rick's a fast builder. Also vintage RC and scale.
Jess Walls	Esquire	Short Kit + Plans	Jess says he will build his Esquire for rudder only, just like they did in the 1950s.
Mat Cerul	Venture 60	BTE Kit	Mat's not a club member, but that's okay as long as he's here for the maiden flight.
Phi Baehne	Boeing XL-15	3-View + Photos	Odd scale project will be tough starting from scratch. That's the way Phil likes it.
Bruce Tharpe	Pou Du Ceil	RCM Plans	Better known as the "Flying Flea," model is 1/4-scale, will fly with OS .26 Surpass.
Ace Harris	Cherokee	Herr Kit	Not an experienced builder, but enthusiastic. Model is nearly half built already.
John Gaines	Aristo Cat	Outerzone Plans	Vintage design for Class II pattern - rudder, elevator, and throttle, no ailerons.
Ken Brandt	Diamond Demon	Ben Buckle Kit	Designed originally for free flight in 1939. Ben Buckle kits made in England.
Bob Stamm	PA-15 Vagabond	Stevens Aero Kit	Lightweight model designed for indoor flying. Pray for calm conditions to test fly.
Scott Hudson	Demoiselle	Sig Kit	Scale model of early French airplane; lots of character. Another lightweight model.
Steve Bull	R/C Nobler	Top-Flight Kit	RC version of the famous control-line stunt ship. Vintage kit found on eBay.
Rod Elledge	Venture 60	BTE Kit	Rod's second V60. Building fast - wood structure is nearly ready to cover.
Jack Shaffer	Kadet Mk II	Sig Kit	Jack unveiled his project with much fanfare on facebook. Classic RC trainer.
Ron McElliot	Fledgling	Sterling Kit	Intermediate, shoulder-wing sport plane. He plans to use a K&B no. 8011 .40 R/C.
Alan Littlewood	Ultimate Kaos	Direct Conn. Kit	Sleeker version of the classic Kaos. Alan says Joe Bridi's name is on the plans.
Mort Sullivan	Four-Star 120	Sig Kit	Mort's famous for personalizing his kit builds. Will use an RCGF 21cc twin cylinder.
Ben Musolf	Small Wonder	Short Kit + Plans	Rudder, elevator, parasol-wing cutie from RCM. Short kit from Balsa Workbench.
Joe Geiger	Pietenpol	House of Balsa Kit	Joe says kit was missing lots of parts, will be mostly plans-built. Saito .30 power.
Gary Croucher	Super Scorpion	Ben Buckle Kit	Beautiful British old-timer, will use a 4-stroke .40. Gary is a master craftsman.
Martin Sherman	Sun-Fli 4-20	Joe Bridi Kit	Sun-Fli series pre-dated the Kaos, looks similar. Should take Martin about a week.
Rich Pekarek	Kwik-Fli	Plans	Famous Phil Kraft pattern design. Rich's model was 49% built at start of WBC.
Doug McKee	Stearman	Midwest Kit	He started this kit 24 years ago! Still less than half built, wants to finish for WBC.
Paul Starks	Trainer	Bud Nosen Kit	Another previously-started project. Nice, big trainer, 102" Wingspan.
Larry Miller	Falcon 56	Carl Goldberg Kit	A true modeling classic. Larry says he learned to fly with one forty years ago.

Still lots of time to enter - the maiden flight party will be some time in April

You can see updates on all of these projects on the [Rogue Eagle's Facebook Group](#)

Read the rules on the Facebook Group or on regaleagles.org

Questions, suggestions, comments, or ideas? Contact Bruce Tharpe bruce@btemodels.com 541-582-1708



LEFT: Mort Sullivan's incredible Four-Star 120 is nearly complete, he just needs to run-in the engine. Love that anodized spinner. Mort's the metallic Monokote master. Marvelous...

RIGHT: John Gaines posted this pic of his Aristo-Cat several weeks ago, so he's most likely made some progress since then.



What's the most common erroneous thing you hear in the hobby?

This question was posted to facebook and generated over 400 replies, mostly humorous. Here's just a sampling...

- ⇒ brown out...
- ⇒ Watch out for the downwind turn
- ⇒ Must have been radio interference
- ⇒ Young people aren't interested
- ⇒ Controls worked fine yesterday
- ⇒ Foamies are saving the hobby
- ⇒ Every excuse except "pilot error"!
- ⇒ I can fly just fine I don't need any help
- ⇒ Nitro engine instead of glow
- ⇒ I "built" an ARF
- ⇒ It'll be okay, go ahead and fly it
- ⇒ I have never crashed an RC plane
- ⇒ Mode 2 is better
- ⇒ Mode 1 is better
- ⇒ No more radio issues with 2.4
- ⇒ If you can fly a real plane, you can fly r/c without instruction
- ⇒ I'm a full size aircraft pilot, so i can easily fly a model plane on the first try!
- ⇒ it's not a toy
- ⇒ You don't need a rudder to fly well
- ⇒ Electric is better than Glow
- ⇒ If you pick up all the parts you still have a plane
- ⇒ Monokote is bad
- ⇒ Calling an engine a "motor"
- ⇒ This runway ought to be big enough now for everyone in the club to be able to actually land on it
- ⇒ Airplanes can't be too hard, I have a drone
- ⇒ Spektrum is the best radio brand
- ⇒ Futaba is the best radio brand
- ⇒ I meant to do that
- ⇒ Pfffft I'll just trim out the balance
- ⇒ I won't buy this kit, I have enough already
- ⇒ I don't need your help, I know how to tune my engine
- ⇒ Aero modelers can't get girlfriends
- ⇒ I'll be home in 5 mins
- ⇒ You only need one plane
- ⇒ I don't mind cleaning all the oily goop off of my nitro models after every flight
- ⇒ My other planes never bounce every time I land them
- ⇒ I'm going to clean up my shop soon
- ⇒ more power to get you out of trouble
- ⇒ I don't need a trainer
- ⇒ "In my expert opinion...."
- ⇒ Not knowing the proper names for the various parts of the plane, drives me nuts
- ⇒ Its not that expensive
- ⇒ The wind got hold of the model
- ⇒ that looks easy



For Sale



12' Telemaster!

Own this Ready To Fly 12 foot wingspan giant Telemaster!

Technical Specifications:

- Wingspan: 12'
- Wing Area: 3033 sq. in.
- Length: 96"
- Weight: 30(±) lbs
- Functions: Elevator, Ailerons, Rudder, Throttle, Flaps, Cargo Bay Doors

Complete package includes:
 All digital servos, 8 channel Spektrum receiver, twin-cylinder gasoline engine (60 cc) with top grade piston rings, built in dual candy drop box (dump either one or both sides) holds about 7 lbs of candy, quick connect struts for quick & easy transport and assembly at the field, large flaps allow for very slow cruising and landing speeds, low hours, never crashed(!) and can be configured as a tow plane for large gliders.

Owner has over \$1500 invested - will sell for \$900 cash (firm).
 Located in Coquille, Oregon
 Phone [541] 294-1080



bringing modelers together
Academy of Model Aeronautics

PLANNER4U



- Experience, Education, Excellence
- Investment Strategies & Management
- Fee-based or Transactional
- Retirement Planning
- IRA Distribution Planning
- Estate Planning

Larry Cogdell, CFP®, ChFC®, CLU®
CERTIFIED FINANCIAL PLANNER™
46 YEARS EXPERIENCE

Planner4U LLC

541-770-6999

www.Planner4U.com

833 Alder Creek Drive Ste A, Medford

Securities and investment advisory services offered through SagePoint Financial, Inc., member FINRA/SIPC and a registered investment advisor. Planner4U LLC is not affiliated with SagePoint Financial, Inc. or registered as a broker-dealer or investment advisor.



Officers and Staff

Click on any name to send email

President

[Bruce Tharpe](#) 541-582-1708

Vice President

[Ray Wasson](#) 541-855-7541

Secretary

[Jess Walls](#) 707-845-2833

Treasurer

[Joe Geiger](#) 541-500-8345

Board Members at Large

[Scott Hudson](#) 541-291-6477

[Jerry Stinson](#) 541-778-7113

[Tim Agee](#) 541-826-9254

Safety Coordinator

[Jay Strickland](#) 541-830-7976

Event Coordinator

[Sean Mersh](#) 541-890-3087

Newsletter Editor

[Bruce Tharpe](#) 541-582-1708

Public Relations


[Larry Cogdell](#) 541-840-1514

Webmaster

[Larry Cogdell](#) 541-840-1514

Chief Flight Instructor

[Jess Walls](#) 707-845-2833



Club Info Page

For information about the club, how to join, past newsletters, photos, and much more, please visit the Rogue Eagles website.

www.rogue-eagles.org

Meeting Information

The next two General Membership Meetings are scheduled for

Tuesday 7pm, February 13, 2018

Tuesday 7pm, March 13, 2018

We meet at the Central Point Senior Center, 123 N 2nd Street in Central Point.

[Click here for directions](#)

Welcome to the Rogue Eagles!

We have two new members this month...

Roger Thom from Jacksonville

Jade Rhode from Ashland

50-50 Donations

Our 50-50 drawings at club meetings have taken on a new dimension recently. It doesn't happen every month, but a few guys have donated prizes to be given out separate from the cash prize. John Gaines donated a glow engine, Jay Strickland has given away some AMA merchandise, and Joe Geiger brought a goody box last month wrapped up like a Christmas present. Thanks for adding to the fun, guys. I hope this trend continues organically... Got something you don't need but is too nice to toss? Bring it to a meeting and we will find a good home for it!



Club Merchandise

These items are usually available at the meetings.

For more info, call Phil Baehne at **541-727-7059**

T Shirt



Coffee Mug



Vinyl Decals



Name Badges

Order New-Style (Top)

[John Gaines](#) 541-951-1947

Order Old-Style (Bottom)

online nicebadge.com

ROGUE EAGLES RC CLUB

MEMBERSHIP RENEWAL FORM FOR 2018



Existing members are requested to fill out this form completely and submit it along with their dues when renewing their membership for 2018. Do not use for new memberships.

Name (as shown on AMA card)

AMA Number

Date of Birth (mm/dd/yyyy)

Address

City

State

Zip Code

Primary Phone Number (with area code)

Primary Email Address

The club has a Flight Level Achievement Program designed to encourage members to improve their flying proficiency by advancing through multiple skill levels. The actual requirements for each level are spelled out in the membership manual, which you should have in hardcopy but can also be found on our website. The program has been in place for decades, but no records were kept in the past. We are finally keeping records now, but the only data we have is for members who tested in the last year or so.

To help bring our records up-to-date, please chose one of the following that best applies to you...

- ☐ I passed a flight test within the last five years for Level ____ (1,2,3,or 4) My flight test was performed in _____ (year).
- ☐ I passed a flight test over five years ago for Level ____ (1,2,3,or 4) The approximate year for my flight test was _____ .
- ☐ I estimate my flight skills to be Level ____ (1,2,3,or 4), but I have not actually performed an official flight test.
- ☐ I have not taken a flight level test, but I intend to try it in the future.
- ☐ I do not know my flight level and do not care to be tested.

If you have passed an official flight test (two witnesses), please answer the following...

- ☐ Yes, I did receive a pin ☐ No, I did not receive a pin ☐ I don't recall if I received a pin or not

Also in the interest of record keeping, please answer the following...

I first joined the Rogue Eagles in _____ (year) If you are not sure, give it your best guess.

MEMBERSHIP FEES Please select one of the following...

- ☐ Open Membership \$50 This applies to most individual members, age 19 and up
- ☐ Family Membership \$60 To be paid by one household member
 - ☐ Family Member (spouse, child) living in same household as _____
Member Name
- ☐ Junior Membership \$1 Age 18 or younger
- ☐ Associate Membership . . . \$20 For non-flying supporters of the club
- ☐ Rogue Eagle Life Member

Please mail this renewal form
and dues payment to:

Rogue Eagles RC Club
PO Box 8332
Medford, OR 97504

Or bring the form, payment, and
current AMA card to any general
membership meeting.