



AMA CHARTER 534

General Meeting Minutes

November 12, 2024

President Jay Strickland opened the meeting at 7pm at the Senior Center with 20 members present.

Minutes

The Minutes for the General and Board Meetings were read.

Treasurer's Report

Art reported a balance of \$24,834.

Pilot Station Transmitter Holding Shelves

Rich Josephson made a motion that the club reimburse Joe Porhammer \$97 for materials for the Pilot Station Transmitter Holding Shelves. Second by Randy Greer. Some discussion followed. Jay called for a vote. The vote was unanimous in favor.

Club Pylon Racer

Jerry made a motion the club purchase 10 Hobby King Kinetic Racers @ \$79.99 each – total \$799.90. Club members purchase the Kinetic from the club. This assures that the club racer will be available for all club members wanting to participate in club pylon racing. Second by Raoul. Jay called for a vote. The vote was unanimous in favor.

Christmas Party Reservations

Jay reported 30 reservations so far. Jay encouraged members to turn in reservations soon.

Night Fly Report

Jeremy and Eckhart reported 7 pilots participated. They also shared the event was successful and plans are being made to schedule another Night Fly.

Rogue Valley Flyers (Grants Pass) Glider Event

Scott shared three members from our club participated. Total number of pilots was 15. Our own Jerry Stinson placed first. Congratulations Jerry! Scott added this was a good event.

Elections of Club Officers for 2025/2026.

Treasurer	Alan Littleton
Secretary	Doug McKee
Vice President	Eckhard Koehler
President	Jay Strickland

Show and Tell

Mike Dunham shared his build of a 3D Cad printed Nitro 46 Pylon Racer. Mike plans to test fly the airplane on November 16.

50/50 Drawing

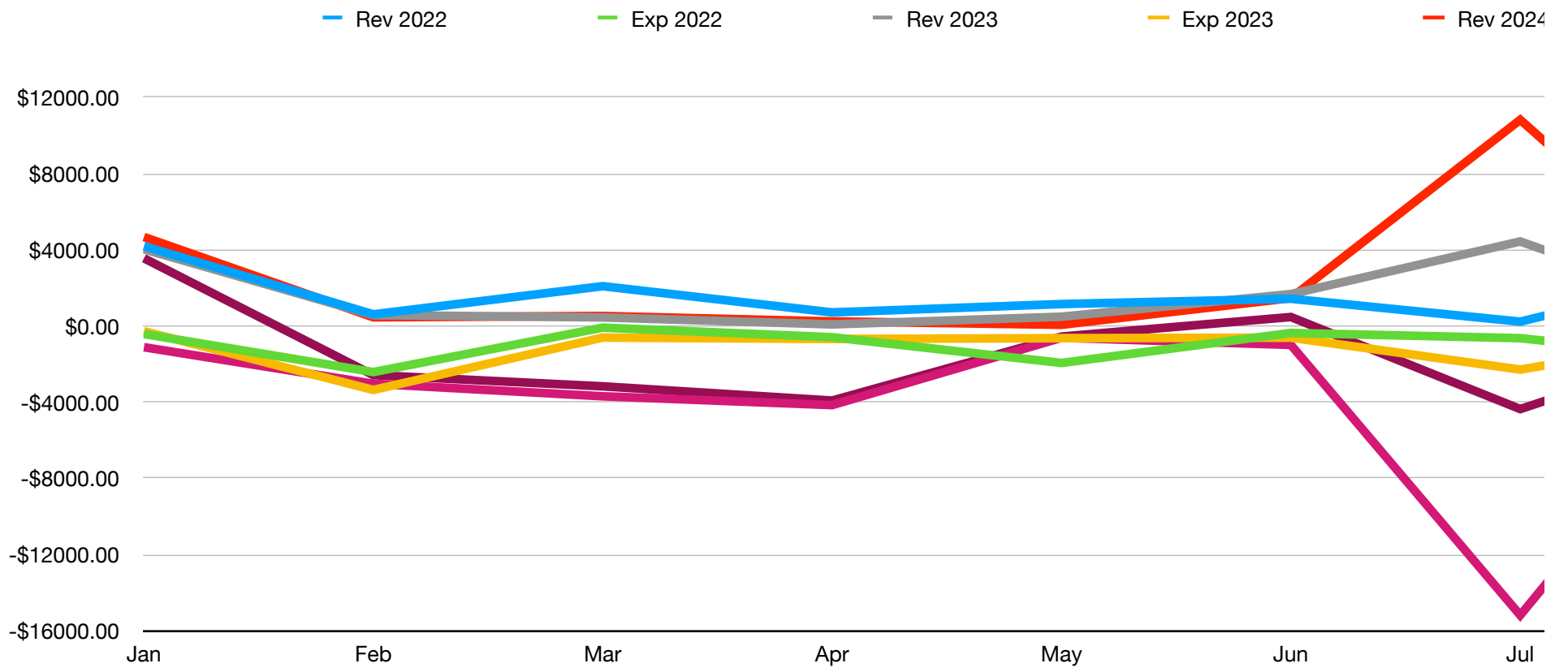
Randy Greer won. Randy donated his \$7 winnings back to the club. Thanks Randy.

Meeting adjourned at 7:55pm

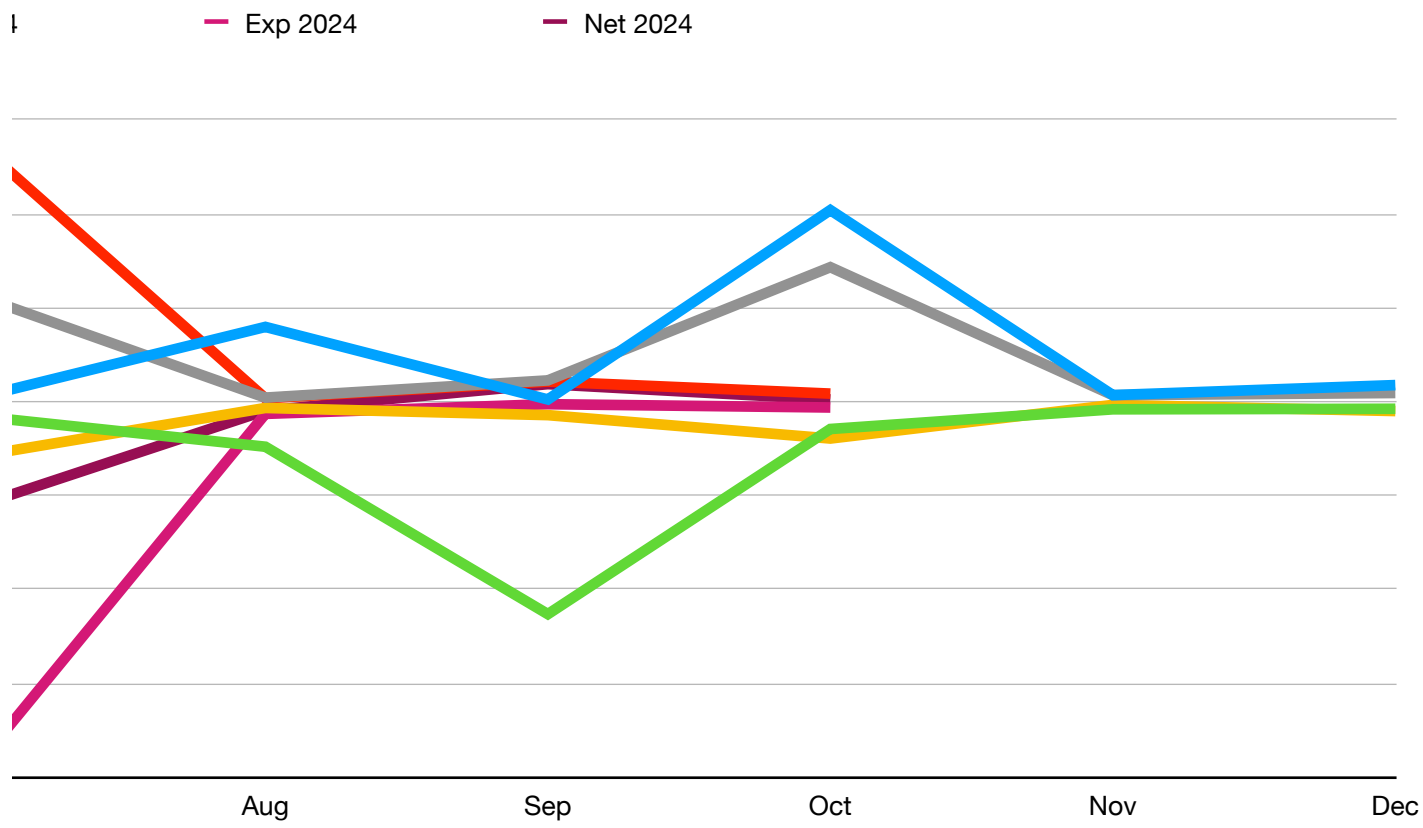
Submitted by Larry Miller

Table 1

	Jan	Feb	Mar	Apr	May	Jun
Rev 2022	\$4185.00	\$609.70	\$2085.70	\$709.76	\$1147.86	\$1427.01
Exp 2022	-\$422.19	-\$2,418.83	-\$88.22	-\$592.04	-\$1941.34	-\$368.73
Rev 2023	\$4023.50	\$566.86	\$448.56	\$81.56	\$483.00	\$1673.03
Exp 2023	-\$277.78	-\$3356.57	-\$609.42	-\$683.06	-\$641.77	-\$614.14
Rev 2024	\$4666.67	\$454.06	\$521.96	\$237.00	\$61.89	\$1461.40
Exp 2024	-\$1116.04	-\$3033.31	-\$3690.00	-\$4152.43	-\$620.20	-\$993.25
Net 2024	\$3550.63	-\$2579.25	-\$3168.04	-\$3915.43	-\$558.31	\$468.15



	Jul	Aug	Sep	Oct	Nov	Dec
Rev 2022	\$225.00	\$3180.39	\$90.91	\$8153.58	\$277.79	703.24
Exp 2022	-\$642.07	-\$1920.88	-\$9048.51	-\$1166.10	-\$328.41	-305.22
Rev 2023	\$4431.62	\$169.91	\$903.31	\$5723.44	\$274.00	367
Exp 2023	-\$2287.95	-\$270.28	-\$575.88	-\$1571.96	-\$141.32	-401.96
Rev 2024	\$10815.43	\$139.81	\$854.02	\$340.12		
Exp 2024	-\$15176.15	-\$522.49	-\$110.00	-\$250.44		
Net 2024	-\$4360.72	-\$382.68	\$744.02	\$89.68		



Sunday, November 10, 2024

Fellow board members,

The October Rogue Credit Union statements have been received and reconciled. Following is a summary of both end of month and YTD totals through October, 2024.

- I. Cash Flow: This year's cash flow (Blue & Green lines) mirror past years. The amplified data lines are the result of major field expenditures

- II. Trends:
 - A. Total deposit balances at 31 October were \$24,834.18. There are some modest revenue impacts that will be reflected in the November report..

 - B. Membership remains strong. Our current total of 157 memberships is nearly 40% higher the tally of 113 in 2021. We can proudly declare that we remain one of the the largest clubs in Oregon and in the AMA.

- III. Income & Expense: As we approach the end of the year the I&E report has stabilized. The year's data has emphasize that revenue derived from events has become our principal source of income, second only to memberships. Nearly 70% of our expense category is comprised of expenses for our facility. Needless to say, the more we can manage expenses the more positive will be our financial picture.

Let me know if there are any questions.

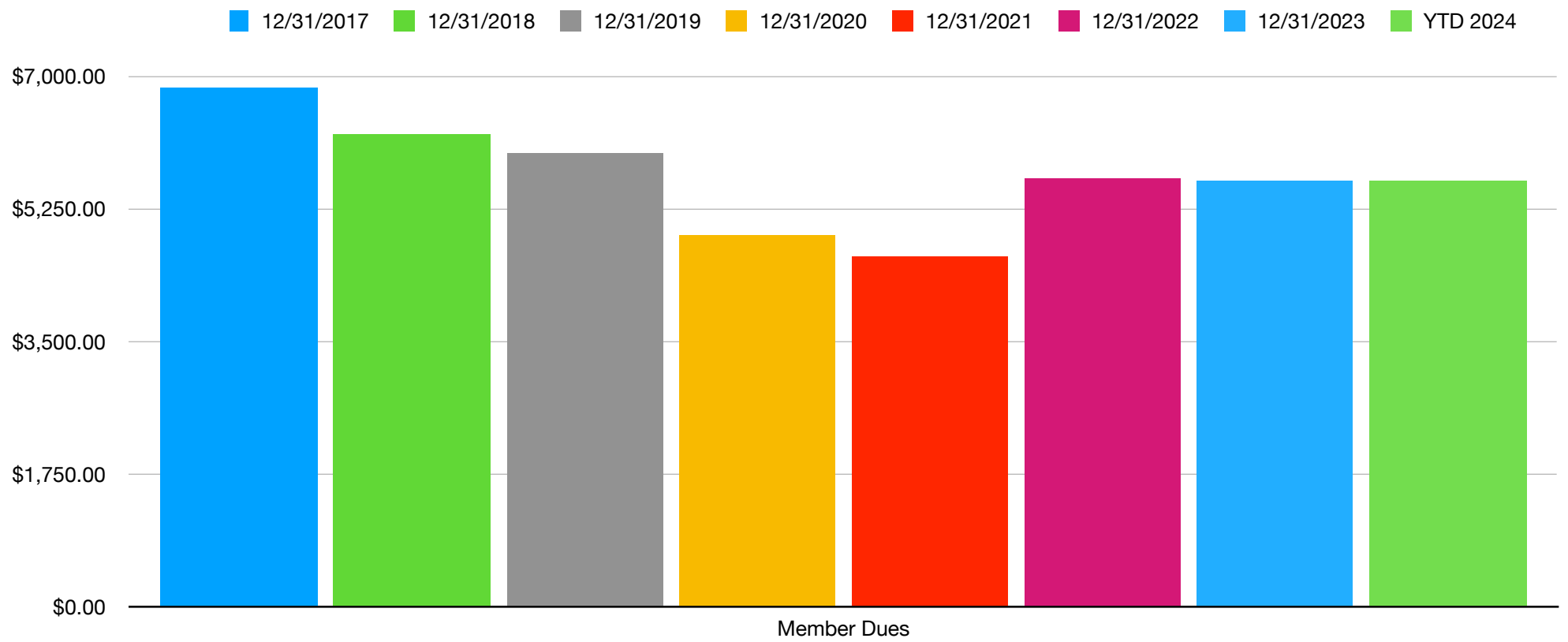
All reports have been forwarded to Sean Mersh for publication on the club's website.

Art Kelly, Treasurer

Art

Rogue Eagles Trends @ 31 Octoberber 2024

Annual Revenue	12/31/2017	12/31/2018	12/31/2019	12/31/2020	12/31/2021	12/31/2022	12/31/2023	YTD 2024
Member Dues	\$6,845.00	\$6,240.00	\$5,965.00	\$4,885.00	\$4,615.00	\$5,657.50	\$5,614.00	\$5,613.50
% of 2017		91%	87%	71%	67%	83%	82%	82%
Total Revenue	\$11,403.00	\$9,341.00	\$11,369.00	\$6,218.00	\$9,110.14	\$23,560.45	\$19,185.75	\$12,185.02
% of 2017		82%	100%	55%	80%	207%	168%	107%
Total Expenses	\$11,150.00	\$6,696.00	\$8,709.00	\$9,381.00	\$5,520.27	\$19,865.90	\$12,107.11	\$15,839.08
% of 2017		60%	78%	84%	50%	178%	109%	142%
Members	137	125	119	98	110	130	136	157



RE Account Balances @ 31 Octoberber 2024

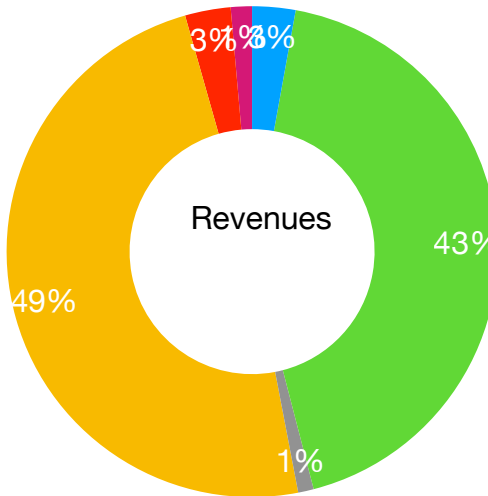
2024 Membership Status	Number in Category	
Paid in 2021		113
Open Members	134	
Jr Members	10	
Family Members	9	
Life Members	4	
Associate Members	0	
Total 2023 Members	157	157

Account	Balance
Assoc. Checking	\$6,864.61
Money Maker	\$6,727.37
Business Savings	\$25.77
Bus. Ownership	\$1,213.16
Sub Totals	\$14,830.91
6 month CD #1	\$5,003.27
6 month CD #2	\$5,000.00
Total Deposits	\$24,834.18

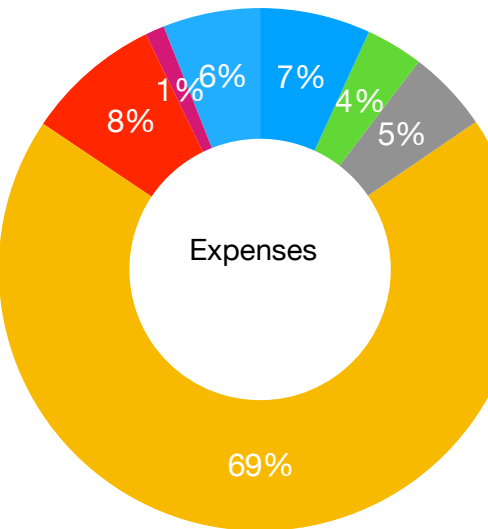
Rogue Eagles I&E

- Day Use Fees
- Event Proceeds
- Gifts & Donations
- Membership Income
- Interest Income (includes 6mo CDs)
- Promotion Income

Revenue - YTD at 31 October 2024	
Day Use Fees	\$347.00
Event Proceeds	\$5,253.16
Gifts & Donations	\$125.00
Membership Income	\$5,923.50
Interest Income (includes 6mo CDs)	\$366.36
Promotion Income	\$170.00
Total income	\$12,185.02



Expenses - YTD at 31 October 2024	
Admin	\$1,058.69
Bill & Utilities	\$547.80
Event Expenses	\$785.45
Facilities	\$10,677.90
Gifts & Donations	\$1,300.00
Marketing & Promotion	\$183.12
Membership -	\$931.24
Reimbursable Expenses	\$354.88
Total expenses	\$15,839.08



Net Income	
Revenues minus Expenses	-\$3,654.06

- Admin
- Bill & Utilities
- Event Expenses
- Facilities
- Gifts & Donations
- Marketing & Promotion
- Membership -