



## **AMA CHARTER 534**

### **General Meeting Minutes**

July, 12, 2022

President Bruce Tharpe opened the meeting 7:02 PM / 9 members present

Eric Kirby read the General Meeting Minutes from June 14, 2022

Art Kelly read the Board Minutes taken by Rob Merriman from June 22, 2022

#### ***OLD Business:***

1. Scott Hudson gave us an update on the recent Pylon Race...says only 4 pilots attended.

Jay Strickland was presented with the Pylon trophy in absentia.

#### ***NEW Business***

1. Art Kelly mentions that the starting tables need to be repaired to make them more stable.
2. Discussion about the upcoming Air Show, Rich Josephson was on vacation so there was no new info.
3. Scott gave us an update on the seal coating situation, nothing new to update until the club allocates the funding for this project. The board had previously voted to accept the Rodriguez quote to do the seal coating. Rodriguez did the last crack repair job and we were pleased with working with them and the job they did.

#### ***Show and Tell***

Dale McQuiston showed us his 30" Cloud Dancer" foamie with ailerons and with a fake Cox motor !!

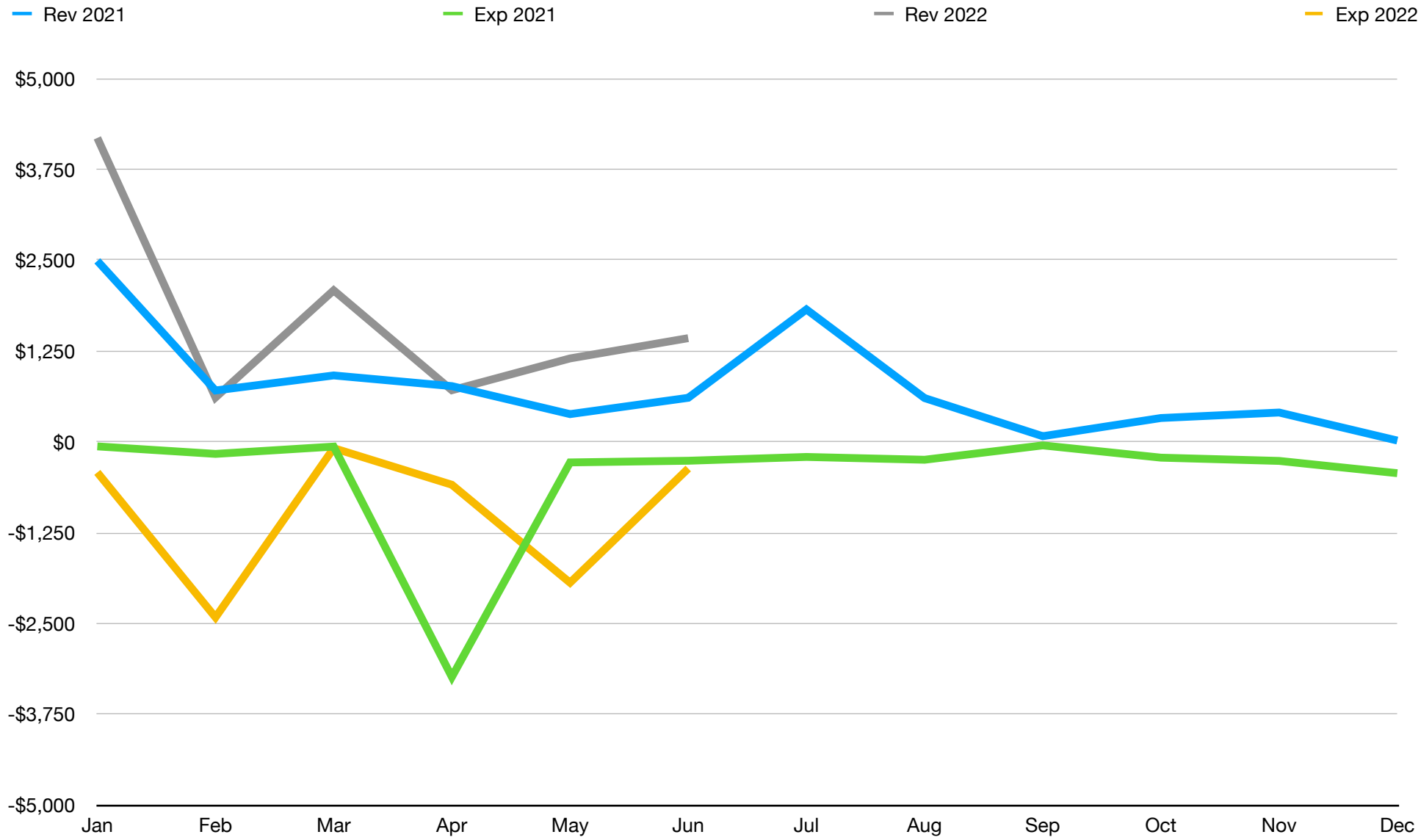
Meeting adjourned at 7:33 PM

Submitted by Eric Kirby



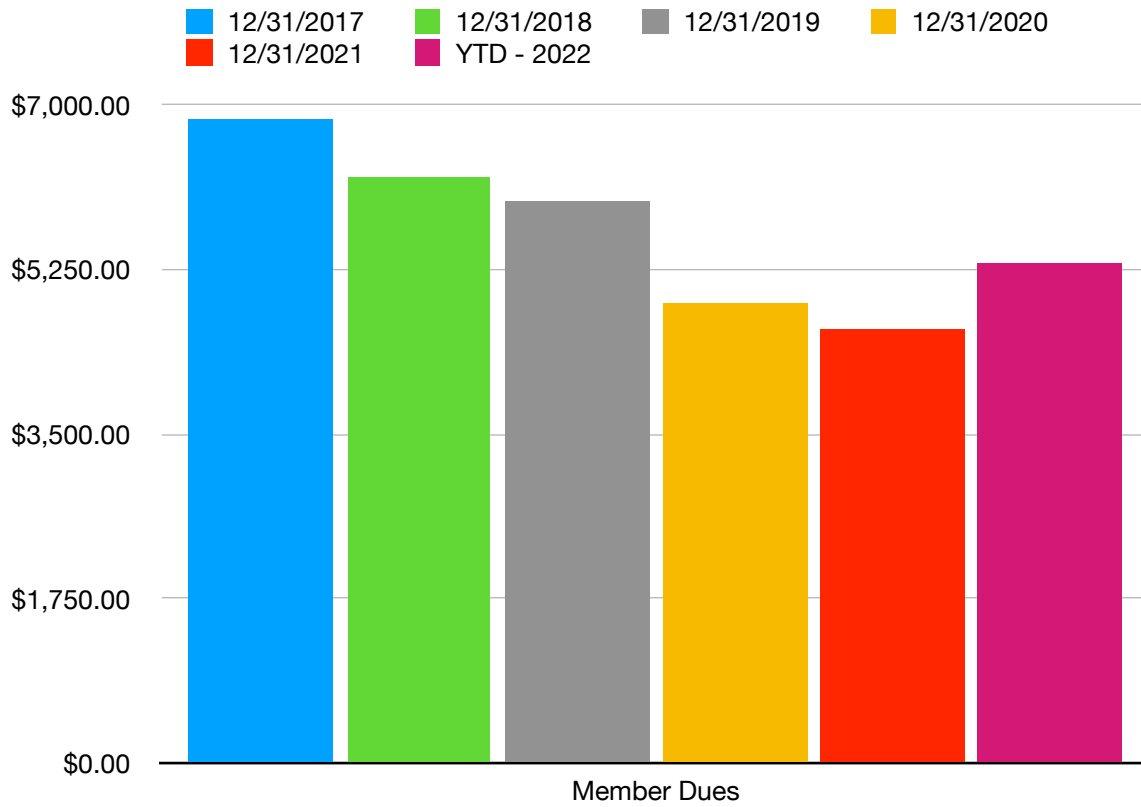
Rogue Eagles Comparative Monthly Cash Flow

	Jan	Feb	Mar	Apr	May	Jun	Jul	Aug	Sep	Oct	Nov	Dec
<b>Rev 2021</b>	\$2,491	\$706	\$913	\$766	\$381	\$605	\$1,823	\$602	\$77	\$327	\$403	\$17
<b>Exp 2021</b>	-\$64	-\$167	-\$66.44	-\$3,239.53	-\$284.62	-\$261.56	-\$209.20	-\$247.95	-\$50.00	-\$219.00	-\$263.85	-\$433.02
<b>Rev 2022</b>	\$4185.00	\$609.70	\$2085.70	\$709.76	\$1147.86	1427.01						
<b>Exp 2022</b>	-\$422.19	-\$2,418.83	-\$88.22	-\$592.04	-\$1941.34	-368.73						



Rogue Eagles Trends @ 6/30/2022

Annual Revenue	12/31/2017	12/31/2018	12/31/2019	12/31/2020	12/31/2021	YTD - 2022	
<b>Member Dues</b>	\$6,845.00	\$6,240.00	\$5,965.00	\$4,885.00	\$4,615.00	\$5,320.00	
<b>% of 2017</b>		91%	87%	71%	67%	78%	
<b>Total Revenue</b>	\$11,403.00	\$9,341.00	\$11,369.00	\$6,218.00	\$9,110.14	\$10,928.15	
<b>% of 2017</b>		82%	100%	55%	80%	96%	
<b>Total Expenses</b>	\$11,150.00	\$6,696.00	\$8,709.00	\$9,381.00	\$5,520.27	\$6,127.18	
<b>% of 2017</b>		60%	78%	84%	50%	55%	
<b>Members</b>	137	125	119	98		117	



Credit Union Balances @ 6/30/22

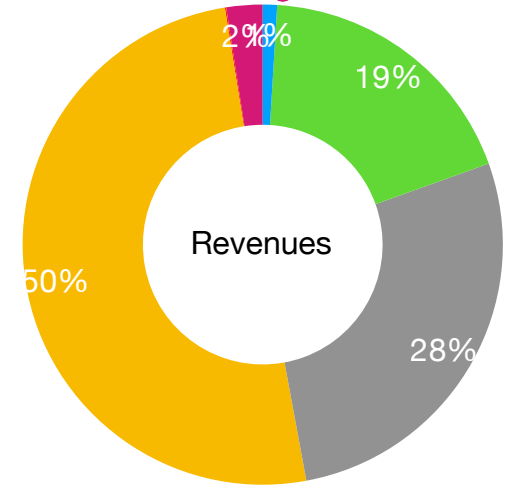
2022 Membership Status	Number in Class	
<b>Paid in 2021</b>		97
<b>Total 2021 Members</b>		126
<b>Jr Members</b>	5	
<b>Life Members</b>	4	
<b>Associate Members</b>	1	
<b>Total 2022 Members</b>	117	

Account	Balance	
<b>Assoc. Checking</b>	\$9,306.40	
<b>Money Maker</b>	\$13,287.37	
<b>Business Savings</b>	\$25.77	
<b>Bus. Ownership</b>	\$77.64	
<b>Totals</b>	\$22,697.18	

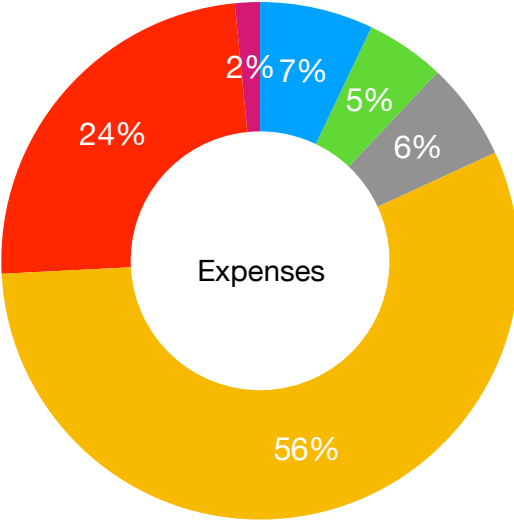
# Rogue Eagles I&E

- Day Use Fees
- Event Proceeds
- Gifts & Donations
- Membership Income
- Interest Income
- Promotion Income

Revenues - YTD at 30 June 2022	
Day Use Fees	\$105.00
Event Proceeds	\$2,028.04
Gifts & Donations	\$3,013.00
Membership Income	\$5,506.00
Interest Income	\$10.11
Promotion Income	\$266.00
<b>Total income</b>	<b>\$10,928.15</b>



Expenses - YTD at 30 June 2022	
Admin	\$434.11
Bill & Utilities	\$301.90
Event Expenses	\$374.85
Facilities	\$3,435.49
Marketing & Promotion	\$1,485.09
Membership - Meeting Refreshments	\$95.74
<b>Total expenses</b>	<b>\$6,127.18</b>



Net Income	
Revenues minus Expenses	\$4,800.97

- Admin
- Bill & Utilities
- Event Expenses
- Facilities
- Marketing & Promotion
- Membership - Meeting Refreshments