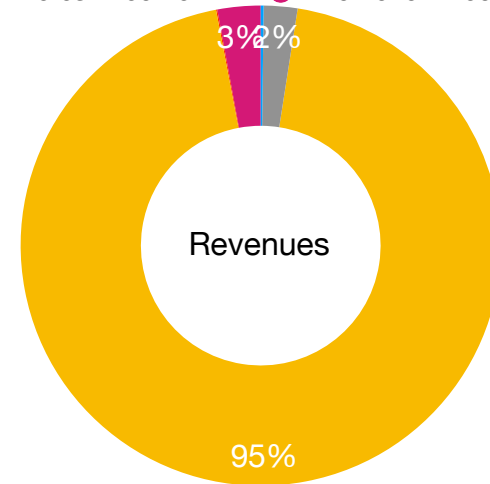


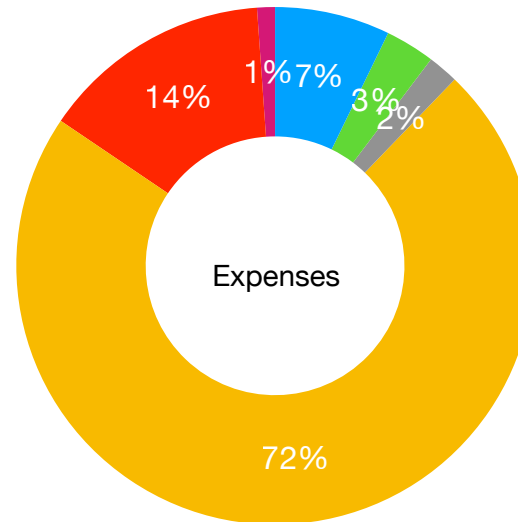
# Rogue Eagles I&E

- Day Use Fees
- Gifts & Donations
- Interest Income
- Event Proceeds
- Membership Income
- Promotion Income

Revenues - YTD at 28 February 2022	
Day Use Fees	\$10.00
Event Proceeds	\$0.00
Gifts & Donations	\$119.00
Membership Income	\$4,955.00
Interest Income	\$4.28
Promotion Income	\$152.00
Total income	\$5,240.28



Expenses - YTD at 28 February 2022	
Admin	\$226.11
Bill & Utilities	\$97.30
Event Expenses	-\$60.00
Facilities	\$2,269.60
Marketing & Promotion	\$452.92
Meetings	\$35.09
Membership	\$0.00
Total expenses	\$3,021.02

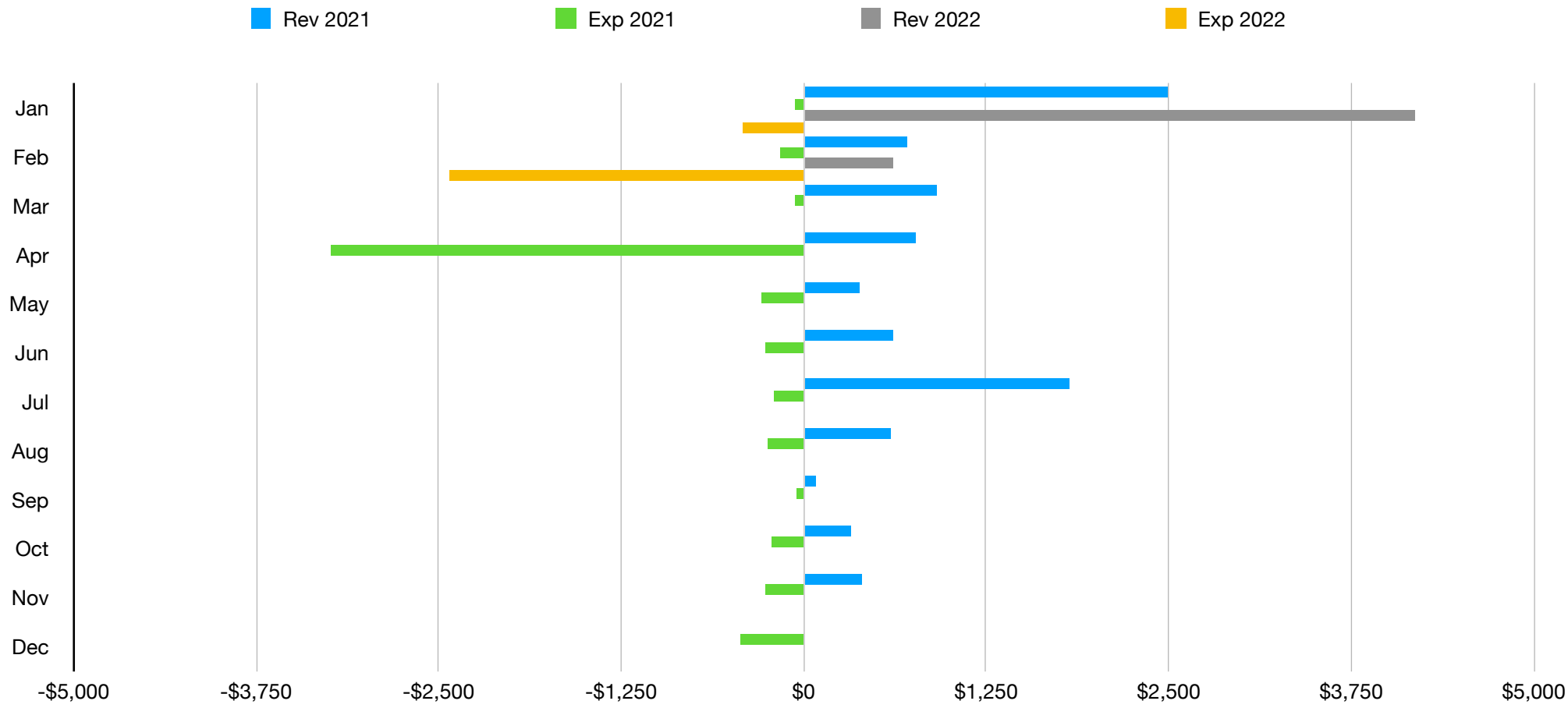


Net Income	
Revenues minus Expenses	\$2,219.26

- Admin
- Bill & Utilities
- Event Expenses
- Facilities
- Marketing & Promotion
- Meetings
- Membership

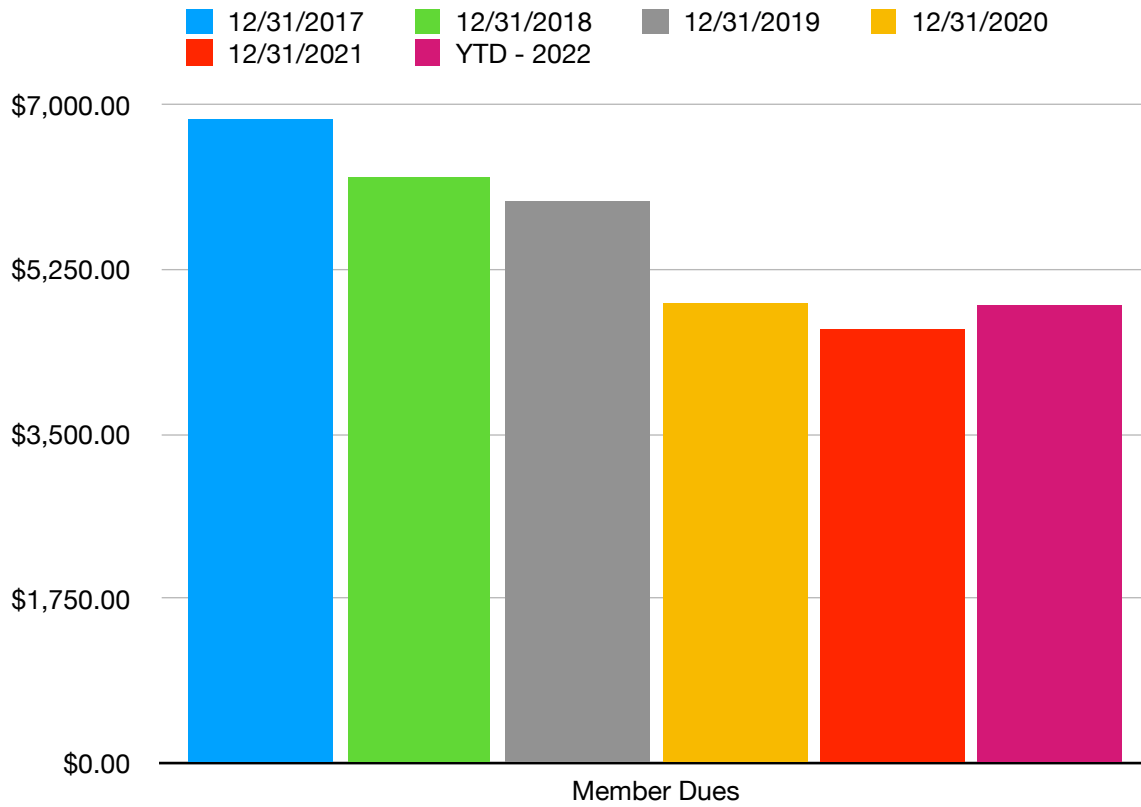
### Rogue Eagles Comparative Monthly Cash Flow

	Jan	Feb	Mar	Apr	May	Jun	Jul	Aug	Sep	Oct	Nov	Dec
<b>Rev 2021</b>	\$2,491	\$706	\$913	\$766	\$381	\$605	\$1,823	\$602	\$77	\$327	\$403	\$17
<b>Exp 2021</b>	-\$64	-\$167	-\$66.44	-\$3,239.53	-\$284.62	-\$261.56	-\$209.20	-\$247.95	-\$50.00	-\$219.00	-\$263.85	-\$433.02
<b>Rev 2022</b>	\$4185.00	\$609.70										
<b>Exp 2022</b>	-\$422.19	-\$2,418.83										



Rogue Eagles Trends @ 2/28/2022

Annual Revenue	12/31/2017	12/31/2018	12/31/2019	12/31/2020	12/31/2021	YTD - 2022	
<b>Member Dues</b>	\$6,845.00	\$6,240.00	\$5,965.00	\$4,885.00	\$4,615.00	\$4,875.00	
<b>% of 2017</b>		91%	87%	71%	67%	71%	
<b>Total Revenue</b>	\$11,403.00	\$9,341.00	\$11,369.00	\$6,218.00	\$9,110.14	\$5,240.28	
<b>% of 2017</b>		82%	100%	55%	80%	46%	
<b>Total Expenses</b>	\$11,150.00	\$6,696.00	\$8,709.00	\$9,381.00	\$5,520.27	\$3,021.02	
<b>% of 2017</b>		60%	78%	84%	50%	27%	
<b>Members</b>	137	125	119	98		97	



Credit Union Balances @ 2/28/22

2022 Membership Status	Number in Class	
<b>Paid in 2021</b>		97
<b>Jr Members</b>	5	
<b>Life Members</b>	4	
<b>Associate Members</b>	1	
<b>Paid in 2022</b>	101	
<b>Total 2021 Members</b>	111	

Account	Balance	
<b>Assoc. Checking</b>	\$9,117.52	
<b>Money Maker</b>	\$11,015.37	
<b>Business Savings</b>	\$25.77	
<b>Business Owner.</b>	\$70.54	
<b>Totals</b>	\$20,229.20	