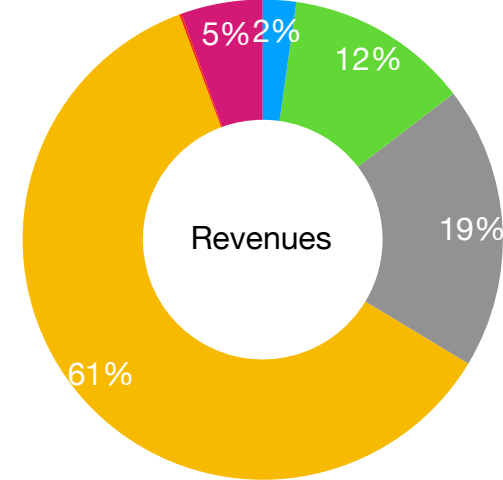


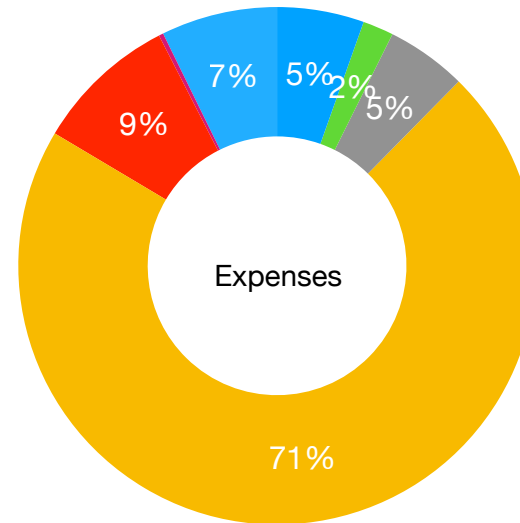
Rogue Eagles I&E

- Day Use Fees
- Event Proceeds
- Gifts & Donations
- Membership Income
- Interest Income
- Promotion Income

Revenues - YTD at 30 September 2021	
Day Use Fees	\$187.00
Event Proceeds	\$1,034.25
Gifts & Donations	\$1,592.00
Membership Income	\$5,078.00
Interest Income	\$13.21
Promotion Income	\$460.00
Total income	\$8,364.46



Expenses - YTD at 30 September 2021	
Admin	\$250.02
Bill & Utilities	\$88.62
Event Expenses	\$231.47
Facilities	\$3,276.54
Marketing & Promotion	\$410.17
Meetings	\$12.89
Membership	\$334.49
Total expenses	\$4,604.20

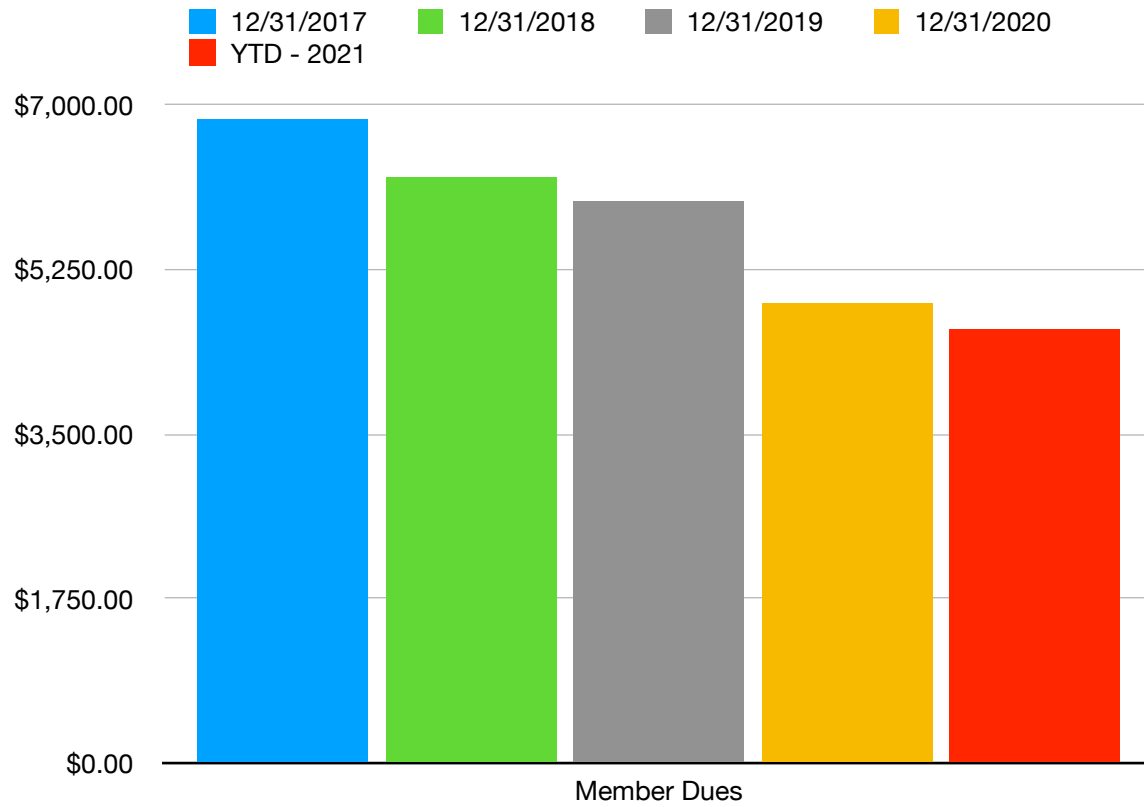


- Admin
- Bill & Utilities
- Event Expenses
- Facilities
- Marketing & Promotion
- Meetings
- Membership

Net Income	
Revenue minus Expenses	\$3,760.26

Rogue Eagles Trends @ 9/30/2021

Annual Revenue	12/31/2017	12/31/2018	12/31/2019	12/31/2020	YTD - 2021
Member Dues	\$6,845.00	\$6,240.00	\$5,965.00	\$4,885.00	\$4,615.00
% of 2017		91%	87%	71%	67%
Total Revenue	\$11,403.00	\$9,341.00	\$11,369.00	\$6,218.00	\$8,364.46
% of 2017		82%	100%	55%	73%
Total Expenses	\$11,150.00	\$6,696.00	\$8,709.00	\$9,381.00	\$4,604.20
% of 2017		60%	78%	84%	41%
Members	137	125	119	98	137



Credit Union Balances @ 9/30/21

2021 Membership Status	Number in Class
Paid in 2020	26
Jr Members	10
Life Members	5
Paid in 2021	96
Total 2021 Members	137

Account	Balance
Assoc. Checking	\$7,006.44
Money Maker	\$11,009.81
Business Savings	\$25.77
Business Owner.	\$68.41
Totals	\$18,110.43

Rogue Eagles 2021 Monthly Cash Flow

	Jan	Feb	Mar	Apr	May	Jun	Jul	Aug	Sep	Nov	Dec
Revenues	\$2,491	\$706	\$913	\$766	\$381	\$605	\$1,823	\$602	\$77		
Expenses	-\$64	-\$167	-\$66.44	-\$3,239.53	-\$284.62	-\$261.56	-\$209.20	-\$247.95	-\$50.00		

Rogue Eagles YTD Cash Flow

