



AMA CHARTER 534

General Meeting Minutes

September 10, 2024

President Jay Strickland opened the meeting at 7pm at the Senior Center with 18 members present

Minutes

The Minutes for the General and Board Meetings were read.

Treasurer's Report

Art reported a balance of \$23,634.38.

Rogue Eagles Pylon Race

Race Number 4 is scheduled for September 14. The Rocket Club will also be at the field on this date.

Vintage Fly-In

The event took place on September 6&7. 24 pilots participated. Mort's "Starduster" won Pilot's Choice on Friday. Babe's Quarter Scale "Cosmic Wind" won Pilot's Choice on Saturday. The event went smoothly. Everyone has a good time. Thanks go to Martin Waide for running this event.

Model Airplane Auction

Jay shared the recent auction was successful. Martin Waide gave our club \$196 (appreciation to our club for running the auction).

Christmas Party

Jay reported that there is a date conflict with Twin Creeks. Jay is working on this. More information is coming. Stay tuned.

Rob Merriman

Regarding our recent donation to Children's Miracle Network – Rob shared when he gave the donation to Asante, the people invited our members to come and tour their new facilities. Six club members responded. Rob will contact Asante and schedule a tour.

Club Swap Meet

This event is scheduled for October 5. Eckhard will run this event. Eckhard made several comments regarding where to place for sale items. Eckhard has the event under control.

Show and Tell

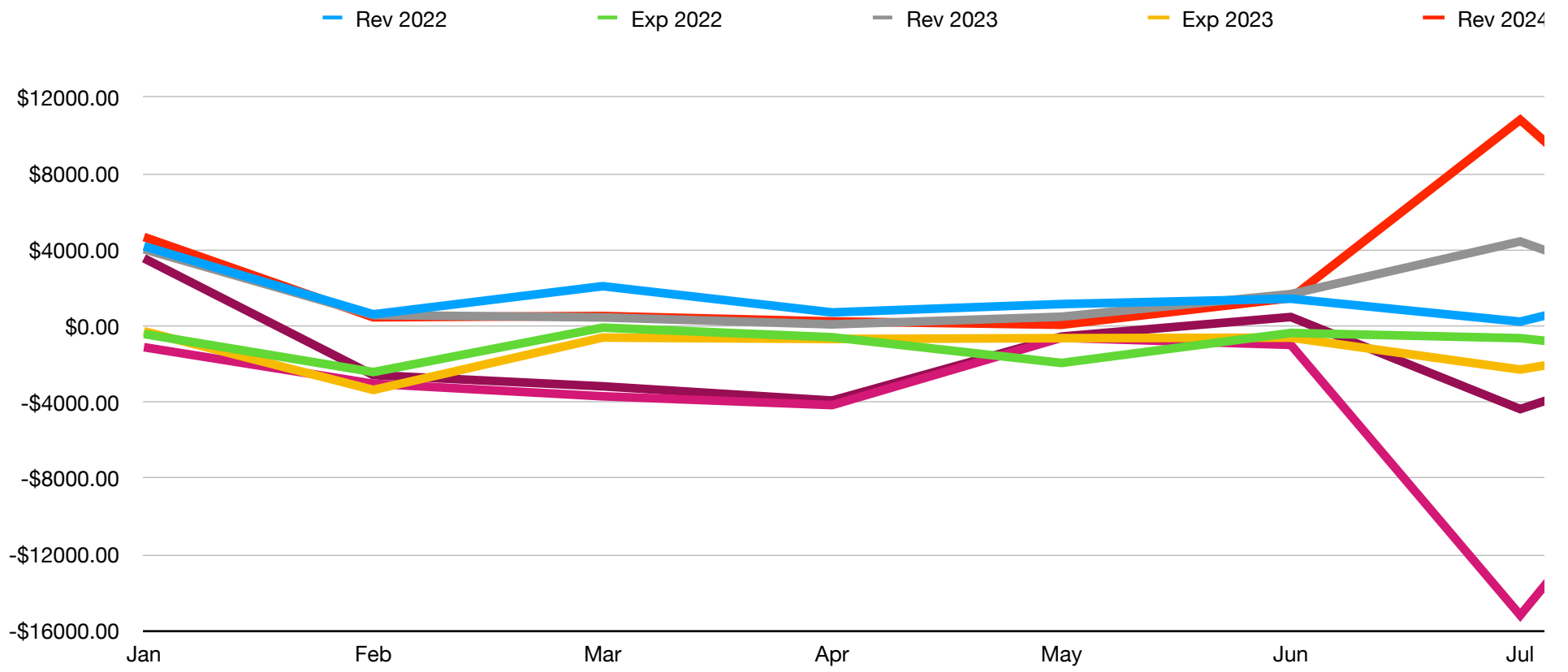
Rich Josephson presented information regarding the "1" Charger. Jay showed us his "Fireman Flame". Rob shared his "Stinger 90" jet is for sale at a reduced price.

Meeting adjourned at 7:45pm

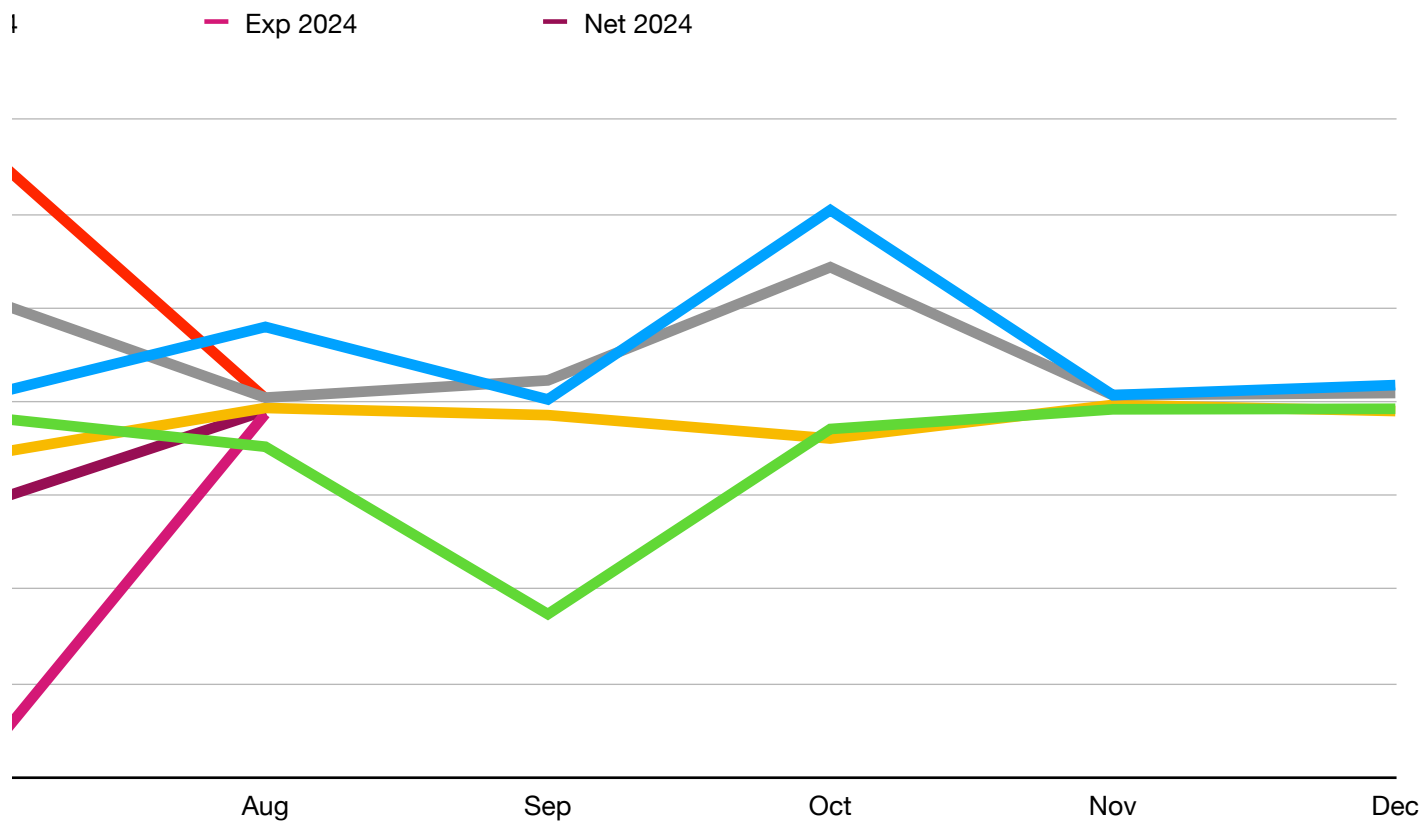
Submitted by Larry Miller

Table 1

	Jan	Feb	Mar	Apr	May	Jun
Rev 2022	\$4185.00	\$609.70	\$2085.70	\$709.76	\$1147.86	\$1427.01
Exp 2022	-\$422.19	-\$2,418.83	-\$88.22	-\$592.04	-\$1941.34	-\$368.73
Rev 2023	\$4023.50	\$566.86	\$448.56	\$81.56	\$483.00	\$1673.03
Exp 2023	-\$277.78	-\$3356.57	-\$609.42	-\$683.06	-\$641.77	-\$614.14
Rev 2024	\$4666.67	\$454.06	\$521.96	\$237.00	\$61.89	\$1461.40
Exp 2024	-\$1116.04	-\$3033.31	-\$3690.00	-\$4152.43	-\$620.20	-\$993.25
Net 2024	\$3550.63	-\$2579.25	-\$3168.04	-\$3915.43	-\$558.31	\$468.15



	Jul	Aug	Sep	Oct	Nov	Dec
Rev 2022	\$225.00	\$3180.39	\$90.91	\$8153.58	\$277.79	703.24
Exp 2022	-\$642.07	-\$1920.88	-\$9048.51	-\$1166.10	-\$328.41	-305.22
Rev 2023	\$4431.62	\$169.91	\$903.31	\$5723.44	\$274.00	367
Exp 2023	-\$2287.95	-\$270.28	-\$575.88	-\$1571.96	-\$141.32	-401.96
Rev 2024	\$10815.43	\$139.81				
Exp 2024	-\$15176.15	-\$522.49				
Net 2024	-\$4360.72	-\$382.68				



Monday, September 16, 2024

Fellow board members,

My apologies for the delay in getting this report. Our trip to visit family in Tennessee at the end of the month set me back a few days. The August bank statements have been received and reconciled. This summarizes the key events and financial movements during the month.

- I. Cash Flow: As noted our revenue and income activity are operating in a very narrow band of positives and negatives and this will likely continue through the end of the year.

- II. Trends:
 - A. Total deposit balances at 31 July were \$25317.06, again reflecting the performance of the Air Show..
 - B. As noted in the bar graph our 2024 YTD has just about reached the levels of the last two years. By the EOY we should have exceeded these past years.
 - C. Membership remains strong; with 157 members we are one of the the larger clubs in the AMA.

- III. Income & Expense: As the year has continued the revenue derived from events has continued to grow and represents almost half of our total revenue. Nearly 70% of our expense category is comprised of expenses for our facility, one of the finest RC fields on the West Coast.

As always, give a shout if there are any questions.

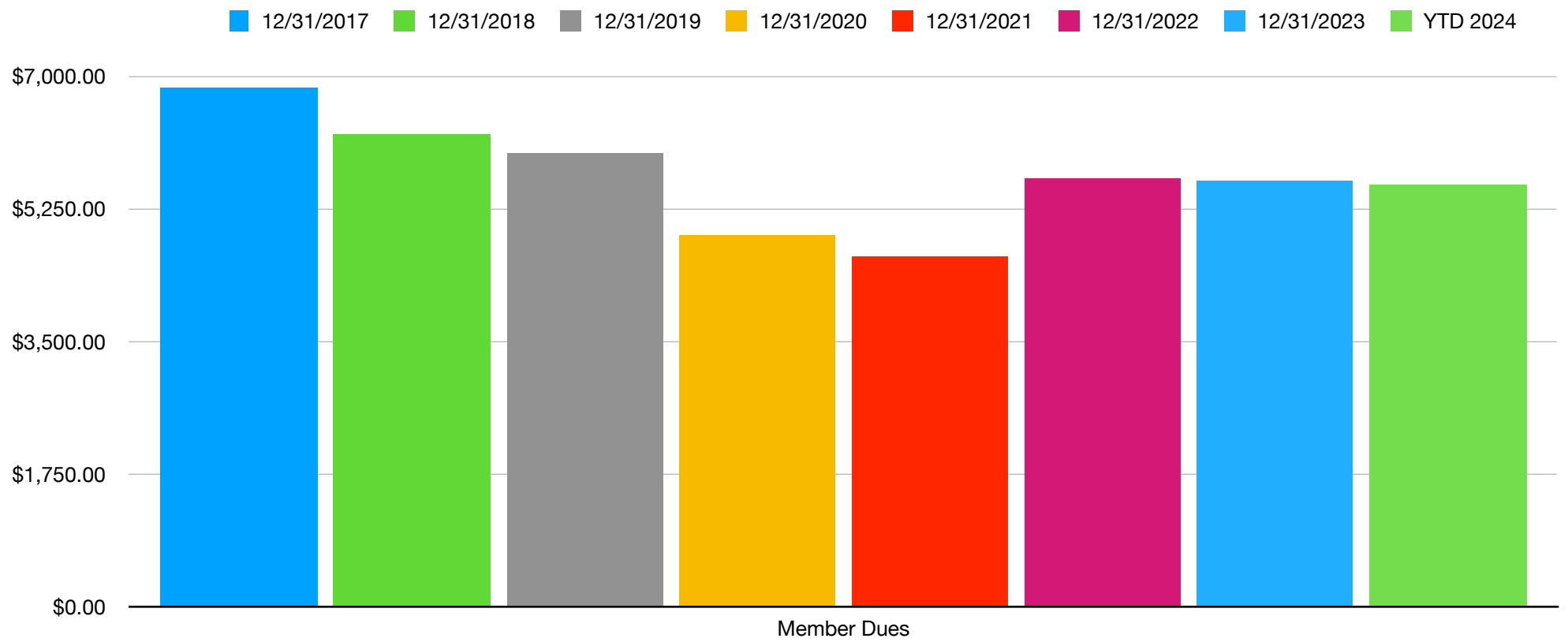
All reports have been forwarded to Sean Mersh for publication on the club's website.

Respectfully submitted,

Art

Rogue Eagles Trends @ 31 August 2024

Annual Revenue	12/31/2017	12/31/2018	12/31/2019	12/31/2020	12/31/2021	12/31/2022	12/31/2023	YTD 2024
Member Dues	\$6,845.00	\$6,240.00	\$5,965.00	\$4,885.00	\$4,615.00	\$5,657.50	\$5,614.00	\$5,551.00
% of 2017		91%	87%	71%	67%	83%	82%	81%
Total Revenue	\$11,403.00	\$9,341.00	\$11,369.00	\$6,218.00	\$9,110.14	\$23,560.45	\$19,185.75	\$10,955.24
% of 2017		82%	100%	55%	80%	207%	168%	96%
Total Expenses	\$11,150.00	\$6,696.00	\$8,709.00	\$9,381.00	\$5,520.27	\$19,865.90	\$12,107.11	\$15,698.64
% of 2017		60%	78%	84%	50%	178%	109%	141%
Members	137	125	119	98	110	130	136	157



RE Account Balances @ 31 August 2024

2024 Membership Status	Number in Category
Paid in 2021	113
Open Members	134
Jr Members	10
Family Members	9
Life Members	4
Associate Members	0
Total 2023 Members	157

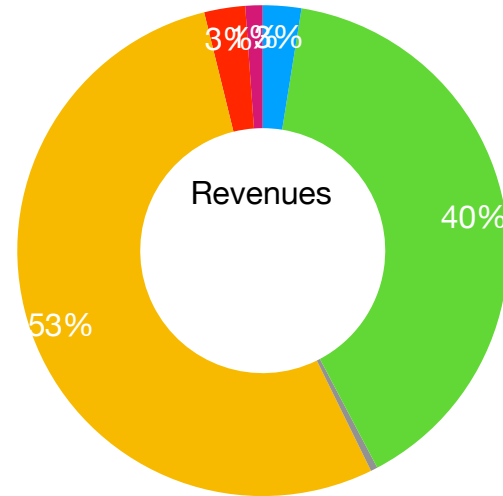
Account	Balance
Assoc. Checking	\$5,839.03
Money Maker	\$6,727.37
Business Savings	\$25.77
Bus. Ownership	\$1,038.94
Sub Totals	\$13,631.11
6 month CD #1	\$5,003.27
6 month CD #2	\$5,000.00
Total Deposits	\$23,634.38

Rogue Eagles I&E

- Day Use Fees
- Event Proceeds
- Gifts & Donations
- Membership Income
- Interest Income (includes 6mo CDs)
- Promotion Income

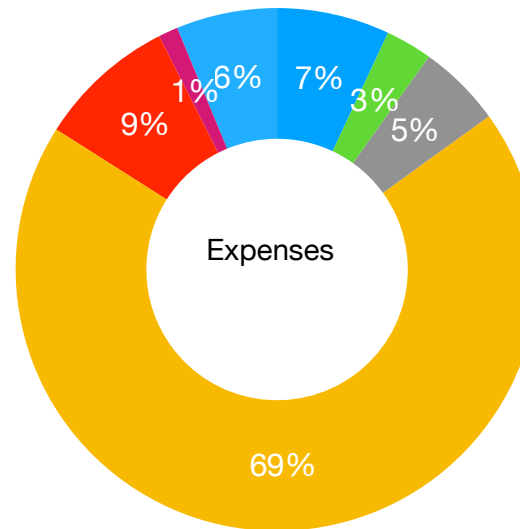
Revenue - YTD at 31 August 2024

Day Use Fees	\$277.00
Event Proceeds	\$4,353.64
Gifts & Donations	\$50.00
Membership Income	\$5,854.00
Interest Income (includes 6mo CDs)	\$295.60
Promotion Income	\$125.00
Total income	\$10,955.24



Expenses - YTD at 31 August 2024

Admin	\$1,058.69
Bill & Utilities	\$438.24
Event Expenses	\$785.45
Facilities	\$10,470.82
Gifts & Donations	\$1,300.00
Marketing & Promotion	\$183.12
Membership -	\$947.44
Reimbursable Expenses	\$514.88
Total expenses	\$15,698.64



Net Income

Revenues minus Expenses	-\$4,743.40
-------------------------	-------------

- Admin
- Bill & Utilities
- Event Expenses
- Facilities
- Gifts & Donations
- Marketing & Promotion
- Membership -