



## **AMA CHARTER 534**

### **General Meeting Minutes**

August 8, 2023

President Jay Strickland opened the meeting at 7pm at the Senior Center with 23 members present.

#### **Minutes**

The minutes for the General and Board Meetings were read.

#### **Visitors**

Gary Thorley - first time to attend a meeting. Dave Duste – club member, first time at a meeting.

#### **Treasurer's Report**

Art reported our club is level. Income and expenditures are equal.

#### **Recent Events**

Scott was the winner at the recent Club Pylon Race. Sean Mersh won the EDF Club Event.

#### **Upcoming Events**

Biplane Madness is scheduled for August 26 at the Rogue Valley Flyers field in Grants Pass. Steve Schooler and Ed Holder shared regarding this event.

NW Vintage VRCS is scheduled on September 1&2 at Agate Skyways Field. Martin Waide is the CD.

#### **Connex Clean Up**

Rich Josephson did some cleaning and organizing recently. Jay appointed Clark to be in charge of a clean up and work party to be scheduled in September.

#### **FRIA**

Jay shared that the FAA cut off day is September 15. Jay also told us that FAA cannot process all the applications by September 15. Jay told us we will keep on doing what we have been doing until we are told something else.

#### **Tree Trimming/Dead Tree Removal**

Jay will contact Steve at the County and ask about dead tree removal.

### **National Model Aviation Day**

Raoul asked for clarification of this event. After some discussion Jay clarified that a Mall Show for this event will not happen.

### **Christmas Party**

The Christmas Party will happen. Plans are being formulated. Date and place to be determined.

### **Rich Josephson**

Rich shared at the request of Jeremy Hewitt. Recently there was a small fire at our field. The fire was caused by the crash of Jeremy's helicopter near the windsock. Immediately after the crash DJ Coplen and Rich Josephson extinguished the fire with the fire safety equipment stored at the field. A short time later Greg from the Fire Station came and soaked the area with water. Everyone was safe. No one was injured. Clear thinking and fast action by DJ, Rich, Jeremy and Greg!

### **50/50 Drawing**

Alan won the drawing and donated his \$14 winnings back to the club. Thanks Alan.

### **Show and Tell**

Steve Schooler – Ace All Star Biplane. This was an estate sale find. Beautiful finish, trim, and detail. Small 20 size engine. Kit built airplane popular about 45 years ago.

Rob Merriman – E-Flite P-51 Mustang. This was a redo project for Rob. Getting foam to look exactly like aluminum was a big challenge for Rob. The scale detail. WOW! Rob has hours and hours of work in this airplane. Beautiful job Rob.

Dale McQuiston – RC Bald Eagle.

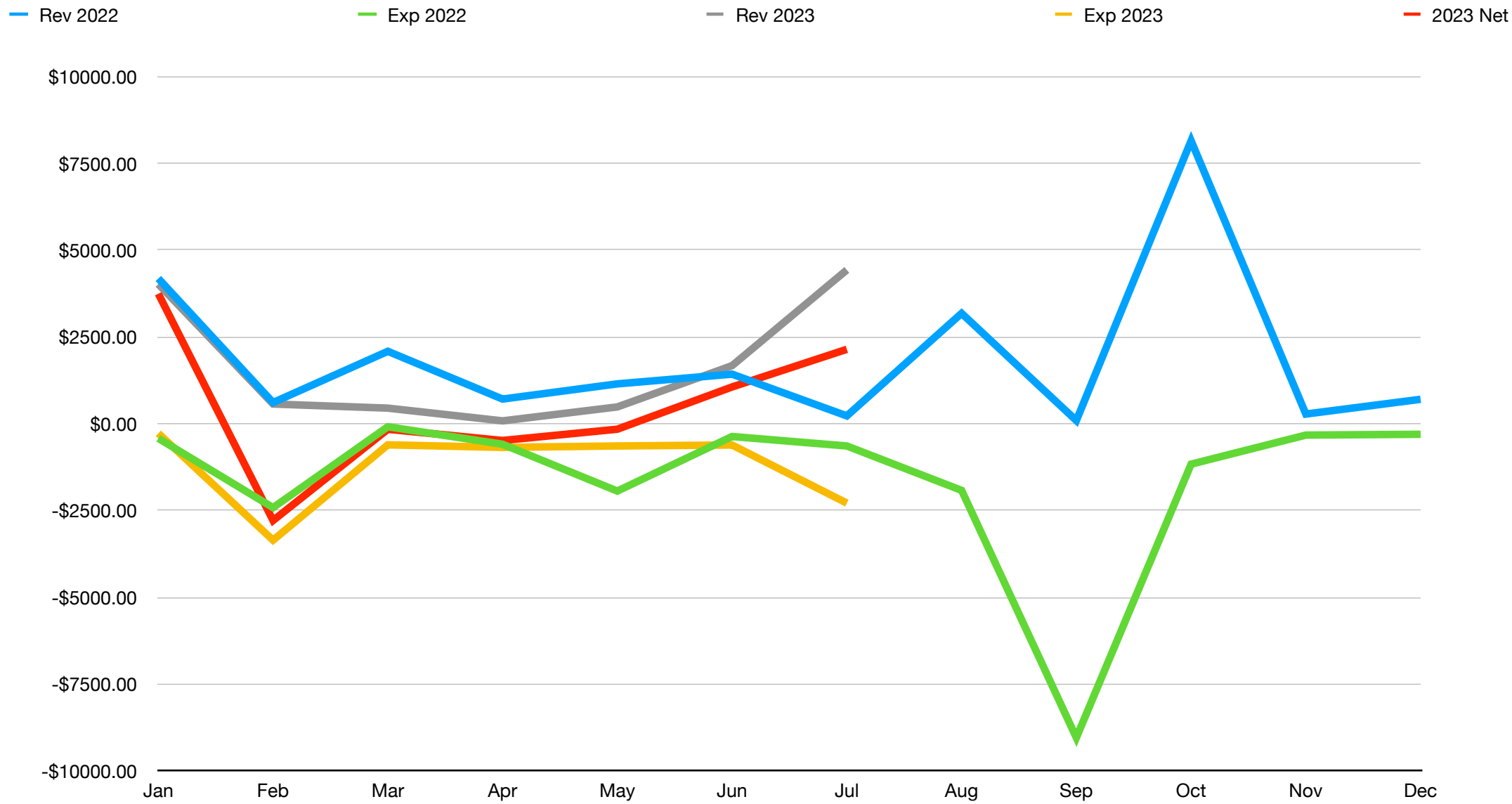
Jay Strickland – Jay shared a large turbine motor for his next jet project.

Meeting adjourned 8:15pm

Submitted by Larry Miller

Rogue Eagles Comparative Monthly Cash Flow

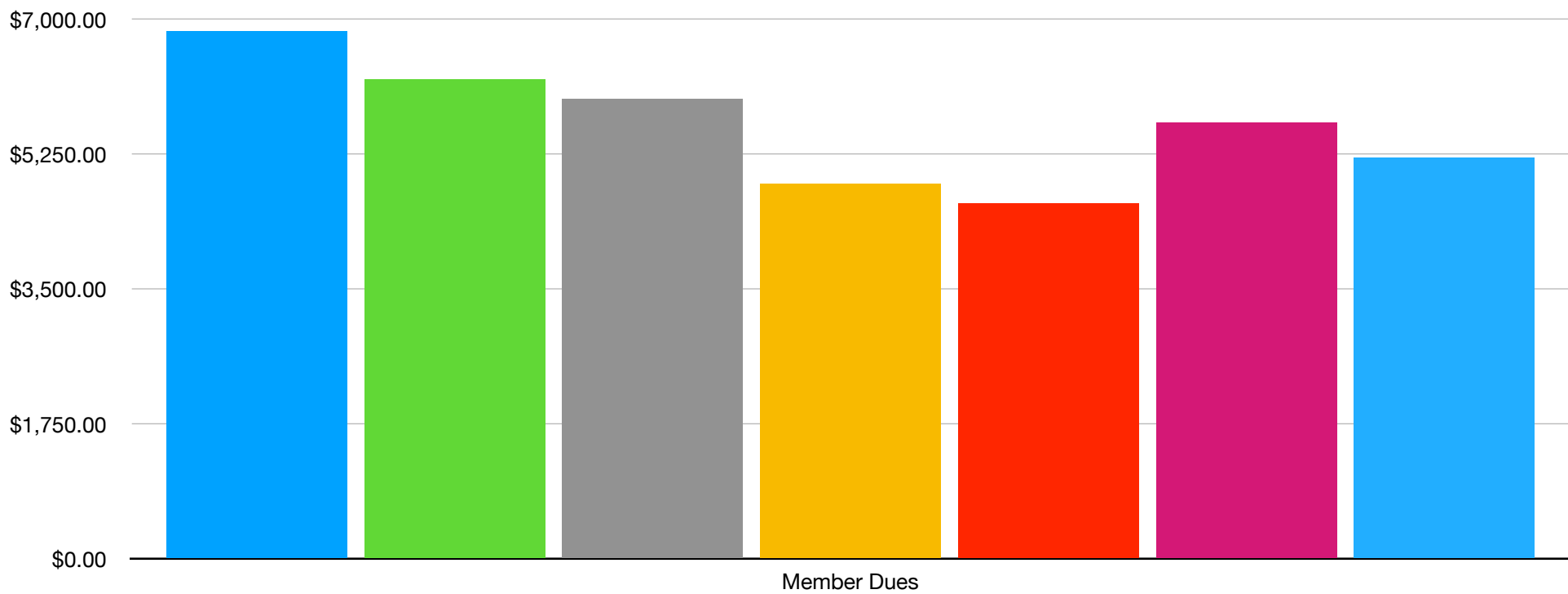
	Jan	Feb	Mar	Apr	May	Jun	Jul	Aug	Sep	Oct	Nov	Dec
<b>Rev 2022</b>	\$4185.00	\$609.70	\$2085.70	\$709.76	\$1147.86	\$1427.01	\$225.00	\$3180.39	\$90.91	\$8153.58	277.79	703.24
<b>Exp 2022</b>	-\$422.19	-\$2,418.83	-\$88.22	-\$592.04	-\$1941.34	-\$368.73	-\$642.07	-\$1920.88	-\$9048.51	-\$1166.10	-328.41	-305.22
<b>Rev 2023</b>	\$4023.50	\$566.86	\$448.56	\$81.56	\$483.00	\$1673.03	\$4431.62					
<b>Exp 2023</b>	-\$277.78	-\$3356.57	-\$609.42	-\$683.06	-\$641.77	-\$614.14	-\$2287.95					
<b>2023 Net</b>	\$3745.72	-\$2789.71	-\$160.86	-\$483.78	-\$158.77	\$1058.89	\$2143.67					



Rogue Eagles Trends @ 31 July 2023

Annual Revenue	12/31/2017	12/31/2018	12/31/2019	12/31/2020	12/31/2021	12/31/2022	YtD 2023
<b>Member Dues</b>	\$6,845.00	\$6,240.00	\$5,965.00	\$4,885.00	\$4,615.00	\$5,657.50	\$5,225.00
<b>% of 2017</b>		91%	87%	71%	67%	83%	76%
<b>Total Revenue</b>	\$11,403.00	\$9,341.00	\$11,369.00	\$6,218.00	\$9,110.14	\$23,560.45	\$7,263.69
<b>% of 2017</b>		82%	100%	55%	80%	207%	78%
<b>Total Expenses</b>	\$11,150.00	\$6,696.00	\$8,709.00	\$9,381.00	\$5,520.27	\$19,865.90	\$5,883.17
<b>% of 2017</b>		60%	78%	84%	50%	178%	88%
<b>Members</b>	137	125	119	98	110	130	135

■ 12/31/2017  
 ■ 12/31/2018  
 ■ 12/31/2019  
 ■ 12/31/2020  
 ■ 12/31/2021  
 ■ 12/31/2022  
 ■ YtD 2023



RE Account Balances @ 31 July 2023

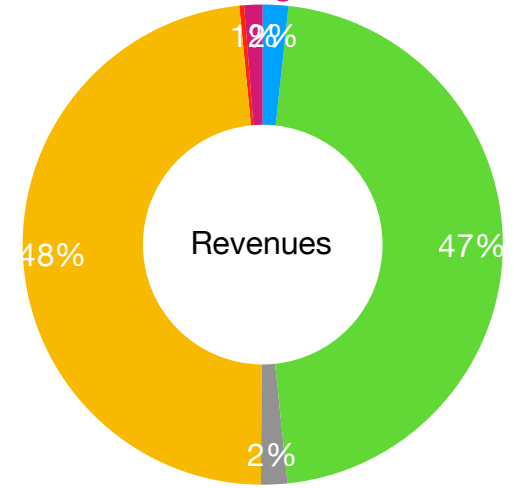
2023 Membership Status	Number in Category	
<b>Paid in 2021</b>		113
<b>Total 2022 Members</b>		130
<b>Open Members</b>	111	
<b>Jr Members</b>	10	
<b>Family Members</b>	10	
<b>Life Members</b>	3	
<b>Associate Members</b>	1	
<b>Total 2023 Members</b>	135	

Account	Balance	
<b>Assoc. Checking</b>	\$14,060.41	
<b>Money Maker</b>	\$12,227.37	
<b>Business Savings</b>	\$25.77	
<b>Bus. Ownership</b>	\$133.40	
<b>Totals</b>	\$26,446.95	

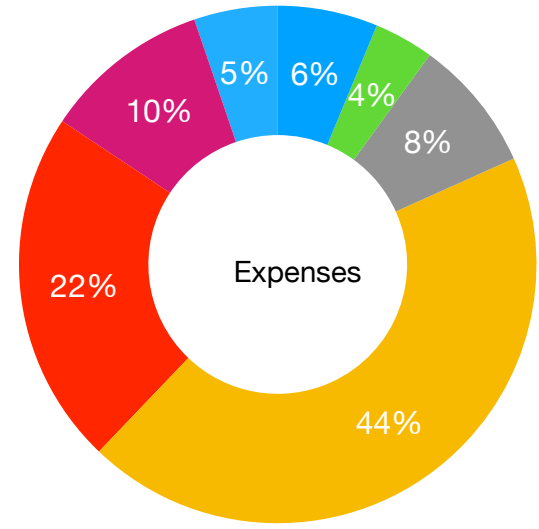
# Rogue Eagles I&E

- Day Use Fees
- Event Proceeds
- Gifts & Donations
- Membership Income
- Interest Income
- Promotion Income

Revenue - YTD at 31 July 2023	
Day Use Fees	\$194.00
Event Proceeds	\$5,272.75
Gifts & Donations	\$200.00
Membership Income	\$5,462.00
Interest Income	\$36.73
Promotion Income	\$140.00
<b>Total income</b>	<b>\$11,305.48</b>



Expenses - YTD at 31 July 2023	
Admin	\$529.93
Bill & Utilities	\$316.68
Event Expenses	\$702.49
Facilities	\$3,714.77
Gifts & Donations	\$1,881.00
Marketing & Promotion	\$883.63
Membership -	\$442.72
<b>Total expenses</b>	<b>\$8,471.22</b>



Net Income	
Revenues minus Expenses	\$2,834.26

- Admin
- Bill & Utilities
- Event Expenses
- Facilities
- Gifts & Donations
- Marketing & Promotion
- Membership -

## ROGUE EAGLES AIR SHOW CHARITY DONATIONS

	RE PROCEEDS	DESIGNATED DONATIONS	TOTAL	
2008	\$500.00		\$500.00	\$500.00
2009	\$600.00	\$100.00	\$700.00	\$1,200.00
2010	\$800.00		\$800.00	\$2,000.00
2011	\$551.50	\$120.00	\$671.50	\$2,671.50
2012	\$1,311.00	\$12.00	\$1,323.00	\$3,994.50
2013	\$1,083.00		\$1,083.00	\$5,077.50
2014	\$2,365.00		\$2,365.00	\$7,442.50
2015	\$3,681.00	\$1,435.00	\$5,116.00	\$12,558.50
2016	\$2,358.00	\$1,150.00	\$3,508.00	\$16,066.50
2017	\$1,761.00	\$1,131.50	\$2,892.50	\$18,959.00
2018	\$2,445.00	\$350.00	\$2,795.00	\$21,754.00
2019	\$2,176.33	\$1,400.00	\$3,576.33	\$25,330.33
2020			\$0.00	\$25,330.33
2021			\$0.00	\$25,330.33
2022	\$1,430.00	\$555.00	\$1,985.00	\$27,315.33
2023	\$2,019.75	\$1,000.00	\$3,019.75	\$30,335.08
<b>TOTALS</b>			<b>\$30,335.08</b>	

### Air Show Cumulative

