



AMA CHARTER 534

General Meeting Minutes

May 9, 2023

President Jay Strickland opened the meeting at 7 pm at the Senior Center with 23 members present.

Minutes

The minutes for the previous General and Board Meetings were read and approved.

Treasurer's Report

No report. Art is still recovering from knee surgery.

Clark's Report

#1 The Cliff Sands Estate Sale was successful. #2 Left over Cliff Sands RC stuff will be donated at the next two club events. #3 The Float Fly clean up day was successful. #4 A Celebration of Life for Cliff Sands will be held on Saturday morning at the Float Fly.

Scale Event

John Gaines reported – The Scale Event is scheduled for May 13.

Grants Pass Car Show Event

Babe shared – the location of this event has been changed. The event will be held at the Josephine County Fair Grounds on July 22. Babe expressed appreciation to Clark for help with flyers for this event.

Candy Bomber for Air Show and Other Air Show Stuff

Scott reported - Bruce is retiring the Super Flying King. We are looking for another airplane for this job. Scott shared that the Food Truck and Sound System is all set for the Air Show. Rob Merriman will be scheduling News Media for the Air Show. Al's Hobby will donate an Aero Scout Airplane for the Raffle.

New Members

Welcome Kay Aiello and Tim Taylor

Show and Tell

Scott shared regarding Sean's Rogue Eagles Cork Coasters. The Coasters are for sale 4 for \$10. Money collected will be donated to Rogue Eagles.

50/50 Drawing

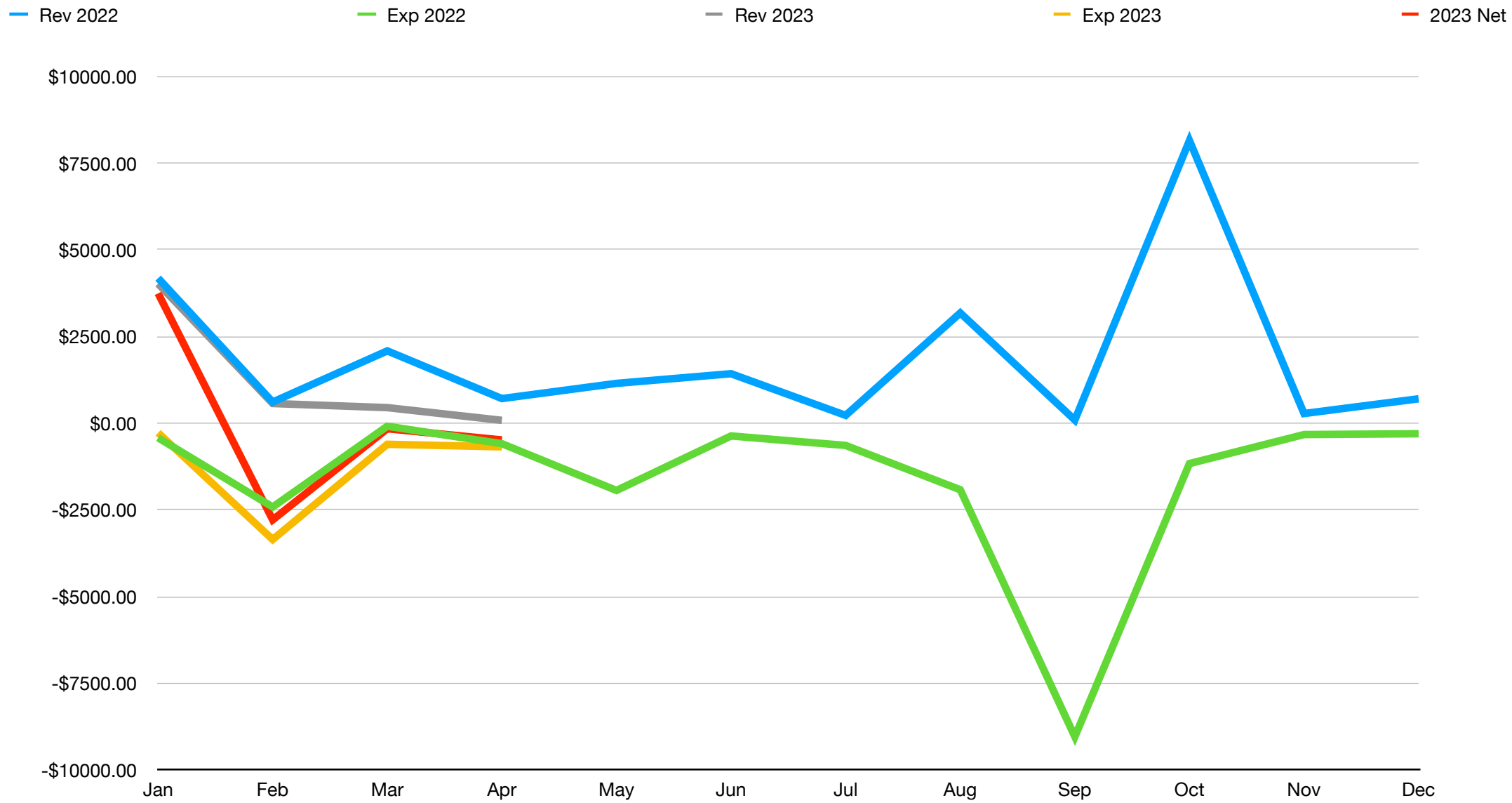
Dave Norton won the drawing for a second time in a row. Again, Dave donated his \$17 winnings back to the club.

Meeting adjourned at 8:15 pm

Submitted by Larry Miller

Rogue Eagles Comparative Monthly Cash Flow

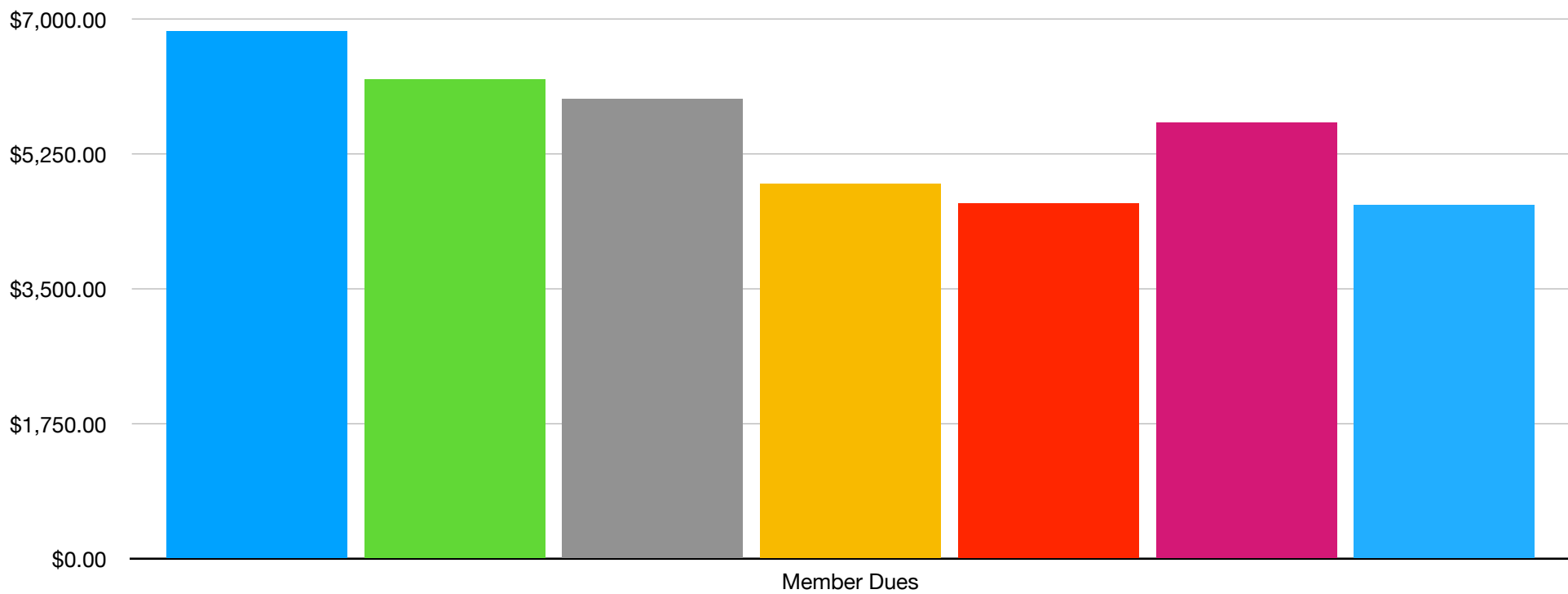
	Jan	Feb	Mar	Apr	May	Jun	Jul	Aug	Sep	Oct	Nov	Dec
Rev 2022	\$4185.00	\$609.70	\$2085.70	\$709.76	\$1147.86	\$1427.01	\$225.00	\$3180.39	\$90.91	\$8153.58	277.79	703.24
Exp 2022	-\$422.19	-\$2,418.83	-\$88.22	-\$592.04	-\$1941.34	-\$368.73	-\$642.07	-\$1920.88	-\$9048.51	-\$1166.10	-328.41	-305.22
Rev 2023	\$4023.50	\$566.86	\$448.56	\$81.56								
Exp 2023	-\$277.78	-\$3356.57	-\$609.42	-\$683.06								
2023 Net	\$3745.72	-\$2789.71	-\$160.86	-\$483.78								



Rogue Eagles Trends @ 30 April 2023

Annual Revenue	12/31/2017	12/31/2018	12/31/2019	12/31/2020	12/31/2021	12/31/2022	YtD 2023
Member Dues	\$6,845.00	\$6,240.00	\$5,965.00	\$4,885.00	\$4,615.00	\$5,657.50	\$4,590.00
% of 2017		91%	87%	71%	67%	83%	67%
Total Revenue	\$11,403.00	\$9,341.00	\$11,369.00	\$6,218.00	\$9,110.14	\$23,560.45	\$4,872.66
% of 2017		82%	100%	55%	80%	207%	52%
Total Expenses	\$11,150.00	\$6,696.00	\$8,709.00	\$9,381.00	\$5,520.27	\$19,865.90	\$4,739.03
% of 2017		60%	78%	84%	50%	178%	71%
Members	137	125	119	98	110	130	125

■ 12/31/2017
 ■ 12/31/2018
 ■ 12/31/2019
 ■ 12/31/2020
 ■ 12/31/2021
 ■ 12/31/2022
 ■ YtD 2023



RE Account Balances @ 30 April 2023

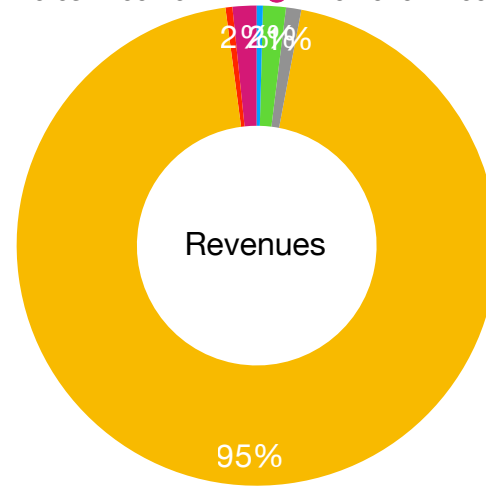
2023 Membership Status	Number in Class	
Paid in 2021		113
Total 2022 Members		130
Open Members	104	
Jr Members	10	
Family Members	7	
Life Members	3	
Associate Members	1	
Total 2023 Members	125	

Account	Balance	
Assoc. Checking	\$9,914.42	
Money Maker	\$12,227.37	
Business Savings	\$25.77	
Bus. Ownership	\$113.10	
Totals	\$22,280.66	

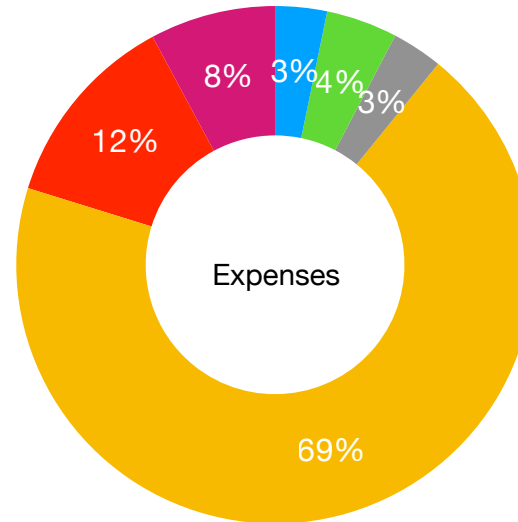
Rogue Eagles I&E

- Day Use Fees
- Gifts & Donations
- Interest Income
- Event Proceeds
- Membership Income
- Promotion Income

Revenue - YTD at 30 April 2023	
Day Use Fees	\$20.00
Event Proceeds	\$75.00
Gifts & Donations	\$50.00
Membership Income	\$4,626.00
Interest Income	\$22.66
Promotion Income	\$79.00
Total income	\$4,872.66



Expenses - YTD at 30 April 2023	
Admin	\$153.16
Bill & Utilities	\$211.12
Event Expenses	\$150.20
Facilities	\$3,266.63
Marketing & Promotion	\$586.17
Membership -	\$371.75
Total expenses	\$4,739.03



Net Income	
Revenues minus Expenses	\$133.63

- Admin
- Bill & Utilities
- Event Expenses
- Facilities
- Marketing & Promotion
- Membership -